

SUMMARY SLIDERS

passages for beginning readers

Name _____



It was a sunny day, and Frank could not wait to play outside. When Mrs. Penny started to collect work, Frank slumped down into his chair. He had not brought his homework to school. He left it on his desk. Frank had to stay in at home and finish his homework.

Read the story 3 times.
Color a happy face each time you read.



Use the pictures to summarize the story.



"It's a bike!" he said. "Grandpa said, 'The bike in the garage has a flat tire!' I can fix that," Grandpa said. "Grandpa drove Mack home and he was so happy!"

Read the story 3 times.
Color a happy face each time you read.




Use the pictures to summarize the story.



ABOUT THIS RESOURCE

If you love my original Retelling Slider, you will love this Summary Slider! This highly-visual and kinesthetic tool is perfect for summary instruction! Your students will read and discuss the short passage included in the pack (or use any book or passage you would like). Then, the student slides the bead or pompom bead down the pipe cleaner as he or she summarizes the story's events.



HOW IT WORKS

Every story is
short and
manageable!









Students read for
fluency!

Name _____

Ben smiled the whole way home. He sat right next to Fluffy. Fluffy was his brand new dog! He wanted to play with Fluffy as soon as he got home. "Fluffy is dirty, Ben. You can't play with him until you give him a bath," Dad said. When Ben got home, he gave Fluffy a long, soapy bath and hugged him tight!

Read the story 3 times.
Color a happy face
each time you read.

Draw pictures to summarize the story.

 somebody	 wanted	 but	 so
			

Copyright © 2016 Miss DeCarbo, Inc.

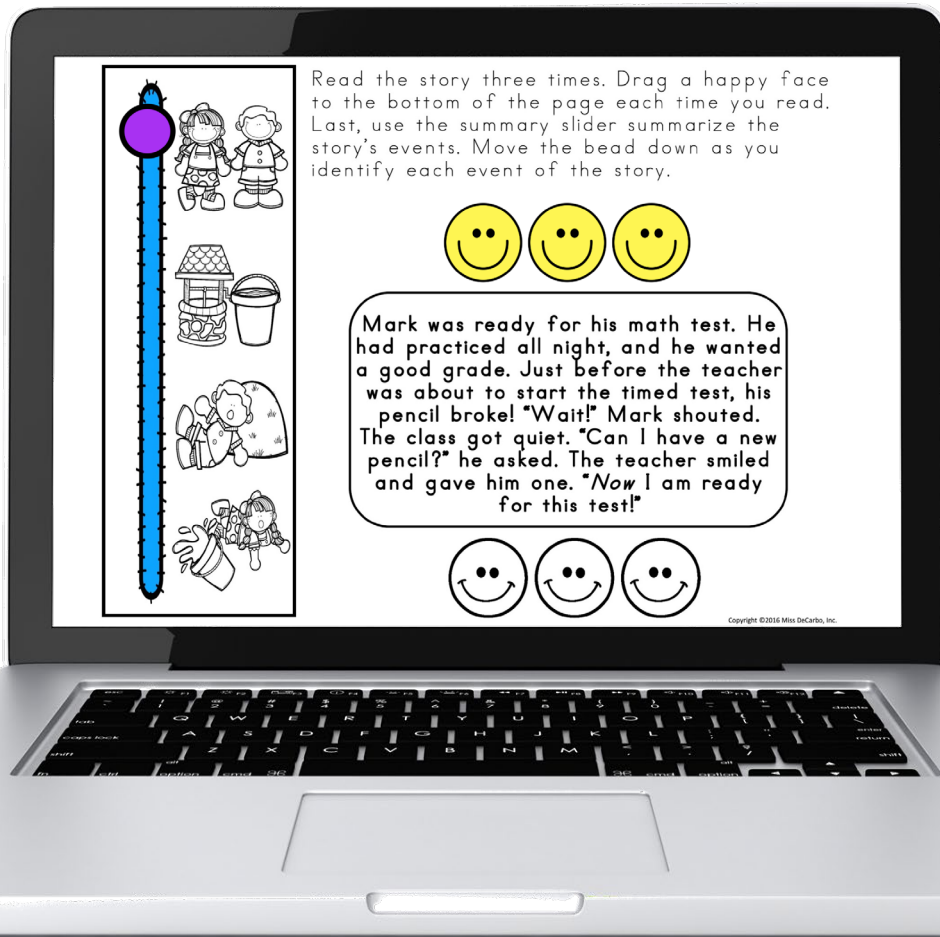
Students retell the story
through pictures using visual cues.



Two coordinating Summary Slider
templates are included! This highly-
visual, kinesthetic retelling tool is the
perfect oral retelling manipulative to
add to your reading toolkit!

INCLUDES DIGITAL SUMMARY SLIDERS

for Google Slides™



Move the bead right on the screen!

©2016 Miss DeCarbo, Inc.

WHAT IS INCLUDED?

Digital Summary Sliders – page 7

Summary Slider Instructions

Summary Slider in Color

Summary Slider in B&W

Summary Posters

20 Summary Passages

Summary Graphic Organizers

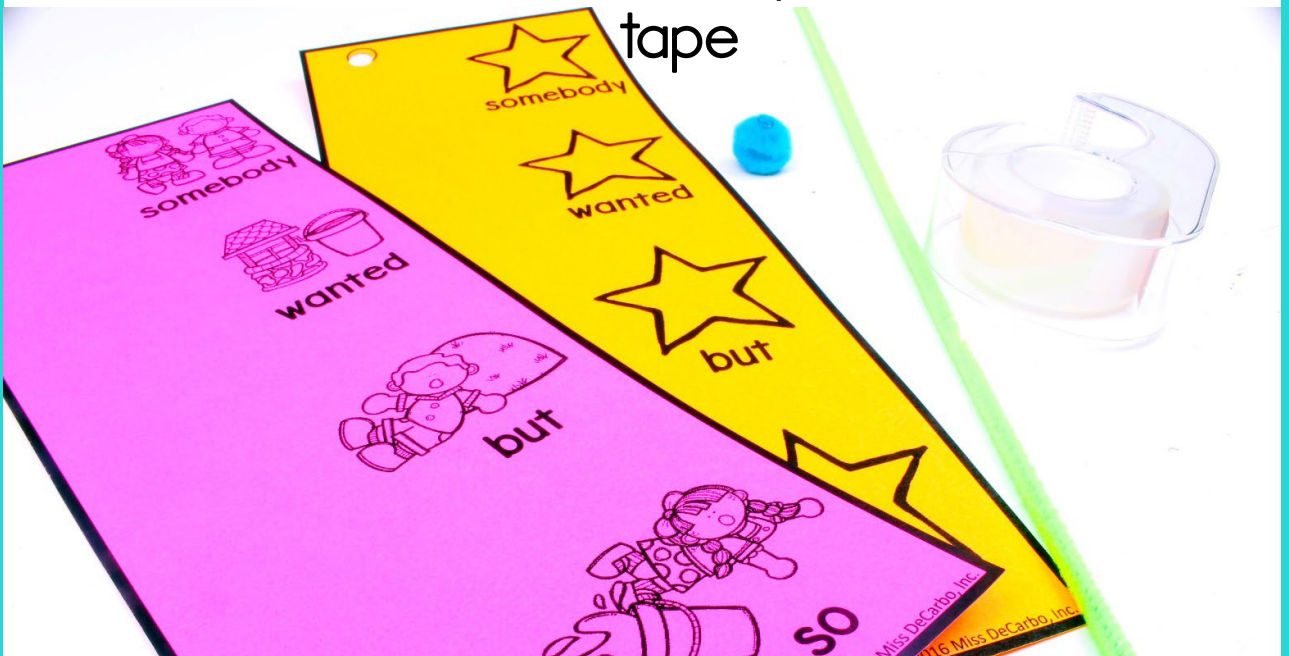
YOU WILL NEED:

pipe cleaners

beads or pompom beads

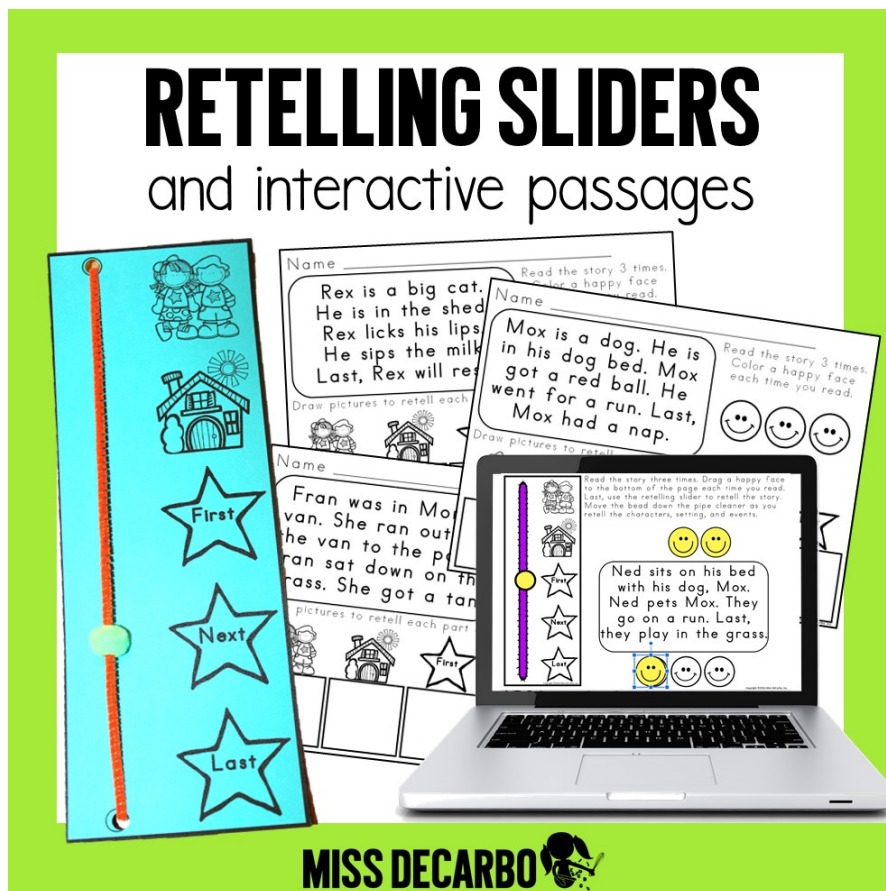
slider printables

tape



DO YOU USE MY RETELLING SLIDERS?

If you use my original Retelling Sliders, you will LOVE this next edition in my hands-on series! Click below to check it out!





THANK YOU



for choosing a Miss DeCarbo educational resource.



TERMS OF USE:



Licensing Terms: This download includes a license for one educator only for personal use in his or her classroom. *Licenses are non-transferable, meaning they cannot be passed on from one teacher to another.* If you want to use this as a grade level, share it with a colleague, or use it with a school or district, *the proper number of additional licenses must be purchased.* You can purchase additional licenses at a discount in your My Purchases page when you are logged into your Teachers Pay Teachers account. If you are a coach, administrator, or curriculum director interested in transferable licenses to accommodate yearly staff changes, contact me for a quote at christina@missdecarbo.com.

Copyright Terms: *Every page of this document is copyrighted.* This resource may not be uploaded to the internet in any form, including classroom/personal websites or blogs, and district or shared servers that those who did not purchase an additional license could access. Uploading the file to the internet is a direct violation of copyright.

**If you are a teacher who is using distance learning and/or teaching remotely, you may share this with your students' through your secured learning platform, such as Google Classroom. You may not share this file or make it available to other teachers, or any other person who is not your current student.*

****My resources CANNOT be used on OutSchool in any way.***

CLIP ART & FONT CREDITS:

