

TEXT BASED EVIDENCE READING PASSAGES

winter edition



Penguins

Directions: Read the passage on the left 3 times to practice fluency. Color a snowflake each time you read. Then, complete the comprehension tasks on the right.

Read & Look Back:

Name _____

Poppy the Penguin

Directions: Read the passage on the left 3 times to practice fluency. Color a snowflake each time you read. Then, complete the comprehension tasks on the right.

Poppy the Penguin

Poppy woke up early on Sunday morning. She was so excited! She slid down the stairs and saw lots of presents. There was even a pink cake with seven candles on it. "Good morning! Open this gift first," her mom said. Poppy ripped off the shiny, silver and pink paper. When Poppy took the item out of the box, she grinned from ear to ear. It was the doll she's been wanting! She saw the doll in the window of the toy store two weeks ago. Poppy has been talking about the doll ever since. "Thank you so much, mom!" Poppy yelled. She waddled over to her mom and gave her a big hug. "You are very welcome, my little Poppy!" her mom whispered. Poppy played with her new doll all morning. She was a very happy penguin!

Read & Look Back:

Use a yellow strip to highlight the text that explains how a polar bear hunts for seals.

Use the blue strip to highlight two ways polar bears stay warm in the winter.

Use the red strip to highlight the body part that helps polar bears walk on the ice.

Read and Respond:

Write and ask a question you still have about polar bears.

Type here

Polar Bears

Directions: Read the passage on the left 3 times to practice fluency. Drag a snowflake to the bottom each time you read. Then, complete the comprehension tasks on the right.

Read & Look Back:

Use the yellow strip to highlight the text that explains how a polar bear hunts for seals.

Use the blue strip to highlight two ways polar bears stay warm in the winter.

Use the red strip to highlight the body part that helps polar bears walk on the ice.

Read and Respond:

Write and ask a question you still have about polar bears.

Type here

Dear Educator,

This learning pack includes 44 text based evidence passages for your students. 22 topics are covered within the pack. Each topic includes a nonfiction passage and a related fiction passage so that you can pair the passages and help your students make connections across both genres. With the introduction of the Common Core standards, comes a big shift in students being able to not only comprehend text but use and state evidence directly from the text to support their understanding. These passages allow your students to build and practice this skill in a fun, engaging manner!

These interactive, hands-on passages provide your students with **fluency, comprehension, and written response practice**. Students read the passage three times for fluency, keeping track of the amount of times they read the passage (optional). On the right side of each page are three text-based evidence tasks for students to complete, along with a handy checklist to keep them on-task. Students will have a blast using their crayons to go back into the text to highlight and look for evidence! Finally, students practice responding to the text through a Read & Response activity. These response questions cover many big comprehension areas such as author's purpose, inference, visualizing, identifying the main/central idea, making connections, and more!

These passages are great to use in a whole group setting, small group setting, RTI, intervention classrooms, or as center work or independent work within the classroom. The passages are written within the second grade and third grade reading range, making them perfect for first grade stretch texts, second and third grade independent reading, and small group settings. This edition contains high-interest topics that integrate many science and social studies concepts. Practicing fluency and comprehension has never been so fun for students – and easy for educators! I hope you enjoy this learning pack!




READ, LOOK BACK, AND RESPOND!

Paired Passages:

Each topic includes an informational and fiction passage. High-interest passages help you to easily integrate science and social studies into your reading plans!

Seals

Instructions: Read the passage on the left 3 times to practice fluency. Color a snowflake each time you read. Then, complete the comprehension tasks on the right.

<p style="text-align: center;">Seals</p> <p>There are many different kinds of seals. Some seals live in very cold climates and some seals live in very warm climates. Seals are mammals and spend most of their time in the water. Their flippers help them swim underwater. They will often sit on rocks in the sun to get warm. Seals have a thick layer of fat called blubber under their skin. The blubber keeps them warm in the cold water.</p> <p>Baby seals are called pups. When the pups are born, they learn how to dive and hunt on their own. Seals spend most of their time swimming and hunting for fish to eat. They are great divers. Sharks and whales are the main predators of seals.</p> 	<p style="text-align: center;">Read & Look Back:</p> <p><input type="checkbox"/> Use a yellow crayon to highlight the text that explains how seals stay warm in the cold water.</p> <p><input type="checkbox"/> Use a blue crayon to highlight the name of a baby seal.</p> <p><input type="checkbox"/> Use a red crayon to highlight the seals' two main predators.</p> <p style="text-align: center;">Read & Respond:</p> <p>Compare. What is one way seals and penguins are alike?</p> <hr/> <hr/> <hr/>
--	---

Read & Look Back:

Engage readers with an interactive format to look back into the text for evidence! Students will have fun using their crayons to highlight text-based evidence to enhance comprehension!

Read & Respond:

Students practice written response comprehension questions on a variety of skills and standards.

Build Fluency with Repeated Readings


Students are encouraged to re-read the text for understanding and fluency. Students use the snowflakes at the end of the passage to keep track of their readings.

INCLUDES DIGITAL GOOGLE SLIDES

When you download the purchased resource, a link is included in the PDF document to add the passages to your Google Drive! The slides are interactive, with moveable pieces for added engagement!

Polar Bears


Directions: Read the passage on the left three times to practice fluency. Drag a snowflake to the bottom each time you read. Then, complete the comprehension tasks on the right.



Polar Bears

Polar bears live in the icy, Arctic habitat. They are the largest land predators in the world. A polar bear's main diet is seals. To hunt seals, they rest beside a seal's breathing hole in the ice. They wait for the seal to come to the surface. They also hunt by swimming under the water. A polar bear will also eat fish and sea birds.

A polar bear has thick fur and a layer of blubber, or fat, to keep it warm. They have big, wide paws. Polar bears also have webbed toes to help them swim. A polar bear has pads on its paws to help him walk on the ice. During the winter, polar bears stay warm by making a den in the snow.



READ AND LOOK BACK:

Use the yellow strip to highlight the text that explains how a polar bear hunts for seals.


Use the blue strip to highlight two ways polar bears stay warm in the winter.

Use the red strip to highlight the body part that helps polar bears walk on the ice.

READ AND RESPOND:

Write and ask a question you still have about polar bears.

Type here



© 2017 Miss DeCarbo, Inc.

TOPICS INCLUDED IN THIS EDITION:

Each topic also includes a paired fiction passage to help your students make connections across the genres! Passages include high-interest social studies and science topics for full integration of learning content!

Penguins

Seals

Polar bears

Snow

Winter

Moose

Grizzly Bears

Stars

Moon

Sun

Winter Games

Dental health

Electricity

States of matter

Staying healthy

Groundhog's Day

President's Day

Martin Luther King, Jr.

George Washington

Abraham Lincoln

Valentine's Day

St. Patrick's Day

Penguins


Directions: Read the passage on the left 3 times to practice fluency. Color a snowflake each time you read. Then, complete the comprehension tasks on the right.

Penguins

Penguins are very interesting birds! Penguins are birds that cannot fly. Instead of having wings for flying like other birds, penguins have flippers. The flippers help them swim in the water. Penguins spend half of their time in the water and half of their time on land.

Penguins can live in cold habitats and warm habitats. In cold temperatures, penguins huddle together to keep warm. They eat fish and other sea life they catch underwater. Many penguins eat shrimp, krill, and squid.

Penguins like to play with each other. They like to slide on their tummies through the snow and the ice. They also like to dive in the water. Penguins are fun to learn about!



Read & Look Back:



Use a yellow crayon to highlight the opinion statement in this passage.



Use a blue crayon to highlight one way penguins are different than most birds.



Use a red crayon to highlight the text that states what penguins eat.

Read & Respond:

Write one interesting fact you learned about penguins.



THANK YOU



for choosing a Miss DeCarbo educational resource



TERMS OF USE:



Licensing Terms: This download includes a license for one educator only for personal use in his or her classroom. *Licenses are non-transferable, meaning that they cannot be passed on from one teacher to another.* If you want to use this as a grade level, share it with a colleague, or use it with a school or district, *the proper number of additional licenses must be purchased.* You can purchase additional licenses at a discount in your “My Purchases” page when you are logged into your Teachers Pay Teachers account.

Copyright Terms: *Every page of this document is copyrighted.* This resource may not be uploaded to the Internet in any form, including classroom/personal websites or blogs and district or shared servers that those who did not purchase an additional license could access. Uploading the file to the Internet is a direct violation of copyright.

☞ If you are a teacher who is using distance learning and/or teaching remotely, you may directly share this file with your students through a secure learning platform such as Google Classroom. You may not share this file or make it available to other teachers, or any other person who is not your current student or immediate family member of a current student.

**My resources are NOT allowed to be used on the Outschool platform/website in any way.*

ABOUT MISS DECARBO

Christina DeCarbo-Wagers is an elementary teacher from Northeast Ohio. She holds a Bachelor's degree in Early Childhood Education, a Master's degree in Elementary Literacy, and a specialized K-12 reading endorsement. Christina has experience in instructional consulting, literacy coaching, and professional development services. Over the course of her career, she has presented literacy workshops and professional development sessions for Staff Development of Educators, ASCD, and state and local educational conferences. Christina has also provided extensive services and trainings for school districts and educational service centers across the state of Ohio.

Christina is passionate about helping students reach their greatest potential as readers and writers. Her engaging resources are based on developmentally-appropriate research and are founded in the importance of critical thinking, creativity, and problem-solving skills for young learners. Her educational company, Miss DeCarbo, Inc., was founded in 2012 and provides educators with curriculum, ideas, research-based advice, and inspiration. You can learn more about Miss DeCarbo by visiting her website, www.missdecarbo.com.



CLIP ART, GRAPHICS, & FONT CREDITS:

