

NO PREP ASSESSMENT BINDER

by Miss DeCarbo™



MATH EDITION

WHAT'S INCLUDED?



This assessment binder covers eight essential areas of mathematics.



Three student-friendly assessments per skill!



Simple Progress Reports for each assessment – perfect for parents!



Editable Class Recording Sheet for each skill. Keep track of who you have assessed, and record student scores to quickly track who needs intervention and/or re-teaching.



Editable Student Tracking Sheets to record all of the student's scores from each assessment on one form. Great for conferences and meetings!

IDEAS FOR USE:

-  Quick Checks
-  Report Cards
-  RTI Meetings
-  Conferences
-  Drive Instructional Decisions
-  K-2 Math Students
-  Intervention Students
-  Data Meetings

USE DATA TO DRIVE INSTRUCTION

Consistently collecting data is so important! In order to know our "next steps" for instruction, we need to be aware of which skills our students have mastered, and which skills need additional intervention and practice.

When it's time to give an assessment, I make a class set of the coordinating Progress Report. I call students back one on one (or complete it at the small group table) and flip to that assessment in the binder. The child either takes the assessment orally (such as reading off the number identification page, oral counting, missing numbers, etc.) or writes the answers directly onto the assessment. I mark the recording sheet to track progress! If I am using the assessment for a grade, I mark the score in my gradebook. It's easy, effective, and helps me drive instructional decisions during small groups!




EDITABLE CLASS DATA CHARTS

Editable Class Recording Sheets for each of the 8 areas are included in a PowerPoint in the zip folder. Teachers can use these as checklists or record the scores for each assessment on the class chart for your records. Then, highlight the scores that show a need for further instruction! Simply type or write in the tables provided.

QUANTITY DISCRIMINATION: 0-20

STUDENT NAME	#1	#2	#3
Student A	18	20	19
Student B	15	17	19
Student C	16	16	17
Student D	20	20	20
Student E	19	20	20
Student F	20	19	20
Student G	18	20	20
Student H	14	16	15
Student I	17	20	20
Student J	14	14	15
Student K	19	20	20
Student L	20	20	20
Student M	13	15	12



Type or write student names and scores into the editable charts. Highlight low scores to identify students who need additional re-teaching and/or intervention in a specific skill.

EDITABLE STUDENT TRACKING SHEETS

Included within the zip folder of this download are editable Student Tracking Sheets. Use these pages to check off which assessments you have given the child, or record the child's scores for ALL assessments within this pack. You can quickly glance and see which skills the child has mastered, and which areas need additional intervention. Simply type or write in the tables provided.

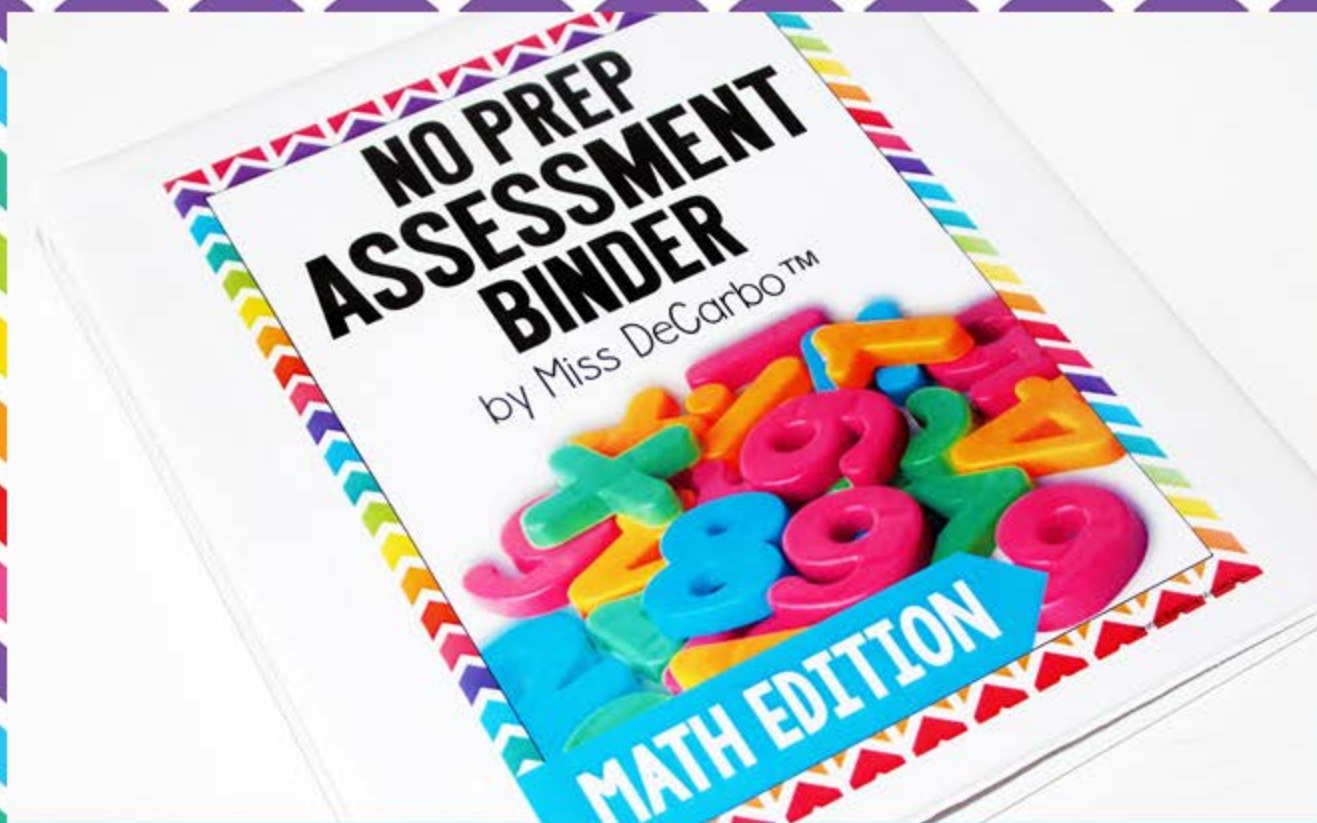
STUDENT TRACKING SHEET

Name: _____


Teacher: _____ Grade: _____

Assessment	#1	#2	#3
Number Identification	19	20	20
Oral Counting	20	20	20
Subitizing	17	19	19
Quantity Discrimination	18	20	20
Missing Numbers	18	18	19
Place Value	12	14	13
Addition			

Student Tracking Sheets are great to bring to intervention meetings, conferences, data meetings, etc. These tracking sheets give a quick overview of the strengths and weaknesses of each student. Quickly identify in which area(s) intervention is needed.



Simple, Ready To Go, "No Prep"
Assessment Forms



NUMBER IDENTIFICATION: NUMBERS 100-120

101 115 120 103 118

117 119 105 100 106

111 108 102 117 112

104 113 116 102 107

1

NUMBER IDENTIFICATION: NUMBERS 100-120

Directions: The child will point and identify each number. Cross out any number the child incorrectly identifies.

101 115 120 103 118

117 119 105 100 106

111 108 102 117 112

104 113 116 102 107

PROGRESS REPORT FOR Olivia

DATE OF ASSESSMENT 8-1-16

The student identified 15 out of 20 numbers.

Continue to work on the following:
Olivia is reversing the tens and ones place.
She needs to work on these numbers: 113-119.

Three Assessments Per Skill with Coordinating Progress Reports

SUBITIZING: DICE RECOGNITION

2

SUBITIZING: DICE RECOGNITION

Directions: The child will point and name the number each die represents, without hesitation. Cross out any number the child is unable to recognize, or hesitates to recognize and name quickly.

PROGRESS REPORT FOR Christopher

DATE OF ASSESSMENT 8-1-16

The student identified 16 out of 20 numbers.

Continue to work on recognizing and naming the following numbers without hesitation.

BRING INTENTION TO YOUR INSTRUCTION!

NUMBER IDENTIFICATION: NUMBERS 0-10

4 8 3 0
2 5 1 9

NUMBER IDENTIFICATION: NUMBERS 0-99

11 98 23 81 3
79 42 60 58 1
82 4 78 33 8
30 61 95 0 5

ORAL COUNTING: NUMBERS 1-5

1 2 3 4 5

ORAL COUNTING: NUMBERS 1-10

1 2 3 4 5 6 7 8 9 10

NUMBER IDENTIFICATION: NUMBERS 11-20

13 12 17 20 11
11 19 13 18 15
18 12 19 16 1

ORAL COUNTING: NUMBERS 1-10

1 2 3 4 5 6 7 8 9 10

ORAL COUNTING: NUMBERS 1-120

1 2 3 4 5 6 7 8 9 10 11 12 13 14 15 16 17 18 19 20 21 22 23 24 25 26 27 28 29 30 31 32 33 34 35 36 37 38 39 40 41 42 43 44 45 46 47 48 49 50 51 52 53 54 55 56 57 58 59 60 61 62 63 64 65 66 67 68 69 70 71 72 73 74 75 76 77 78 79 80 81 82 83 84 85 86 87 88 89 90 91 92 93 94 95 96 97 98 99 100 101 102 103 104 105 106 107 108 109 110 111 112 113 114 115 116 117 118 119 120

NUMBER IDENTIFICATION: NUMBERS 0-99

11 98 23 81 35
79 42 60 58 13
82 4 7

ORAL COUNTING: NUMBERS 1-120

1 2 3 4 5 6 7 8 9 10 11 12 13 14 15 16 17 18 19 20 21 22 23 24 25 26 27 28 29 30 31 32 33 34 35 36 37 38 39 40 41 42 43 44 45 46 47 48 49 50 51 52 53 54 55 56 57 58 59 60 61 62 63 64 65 66 67 68 69 70 71 72 73 74 75 76 77 78 79 80 81 82 83 84 85 86 87 88 89 90 91 92 93 94 95 96 97 98 99 100 101 102 103 104 105 106 107 108 109 110 111 112 113 114 115 116 117 118 119 120

SUBITIZING: MIXED ASSESSMENT

SUBITIZING: DICE RECOGNITION

QUANTITY DISCRIMINATION

QUANTITY DISCRIMINATION 0-5

2 1 0 2 4 0 4 3
4 3 0 1 5 3 5 2
1 2 4 5 3 4 2 1
2 3 0 1 5 4 4 1
5 2 3 4 3 0 2 3

QUANTITY DISCRIMINATION 10-100

19 43 80 23 50 65 26 36
50 63 18 61 44 14 25 68
58 71 14 40 75 60 87 100
16 40 39 54 16 96 12 42
11 51 93 39 10 11 22 53

QUANTITY DISCRIMINATION 0-5

4 0 4 3
5 3 5 2
3 4 2 1
5 4 4 1
3 0 2 3


SUBITIZING: TALLY MARKS

SUBITIZING: TEN FRAMES

CREATED BY MISS DECARBO

TONS OF ASSESSMENT VARIETIES: DIFFERENTIATE YOUR ASSESSMENT!

MISSING NUMBERS



Directions: The child will write or say the missing number for each set.

2	4	6
5	7	1
7	9	3
2	4	1
6	8	5
7	9	1
4	6	5
4	6	5

PROGRESS REPORT FOR DATE OF ASSESSMENT

The student identified ☐ out of 20 missing numbers.

MISSING NUMBERS I-20

9	11	14	16
16	18	3	5
13	15	10	
4	6	8	
9	11	1	

MISSING NUMBERS I-10

2	4	6	8
5	7	1	3
7	9	3	5
2	4	1	3
6	8	5	7
7	9	1	3
4	6	5	7
7	9	8	10
6	8	2	4
3	5	4	6

PROGRESS REPORT FOR DATE OF ASSESSMENT

The student identified ☐ out of 20 missing numbers.

MISSING NUMBERS: COUNTING BY 5'S

15	20	30
----	----	----

MISSING NUMBERS I-20


Directions: The child will write or say the missing number for each set.

4	11	14	16
16	18	3	5
13	15	10	12
4	6	8	10
9	11	1	3
6	8	12	14
17	19	17	19
11	13	15	17
2	4	7	9
18	20	5	7

PROGRESS REPORT FOR DATE OF ASSESSMENT

The student identified ☐ out of 20 missing numbers.

PLACE VALUE



Directions: The child will "test" the number in each circle by coloring in the ones needed OR by placing base 10 blocks over the ones.

4	3
2	1
5	0
1	5
3	4

PROGRESS REPORT FOR DATE OF ASSESSMENT

The student correctly made ☐ out of 10 numbers.

MISSING NUMBERS: COUNTING BY 2'S

Directions: The child will write or say the missing number for each set.

10	16	
4	8	14
2	10	12
6	12	16
8	14	18

PROGRESS REPORT FOR DATE OF ASSESSMENT

The student identified ☐ out of 20 missing numbers.

ADDITION: SUMS TO 10

Directions: The child will add to find each sum, and write each answer on the line provided.

10 + 0 = 6 + 2 =

1 + 8 =

5 + 3 =

2 + 7 =

6 + 2 =

PROGRESS REPORT FOR DATE OF ASSESSMENT

The student added ☐ out of 10 problems correctly.

ADDITION: 2 DIGIT (NO REGROUPING)

Directions: The child will add to find each sum, and write each answer on the line provided.

38 + 13 = 16 + 44 = 55 + 21 =

26 + 32 = 40 + 30 = 11 + 11 =

14 + 14 =

PROGRESS REPORT FOR DATE OF ASSESSMENT

The student added ☐ out of 10 problems correctly.

PLACE VALUE: TWO DIGIT NUMBERS

Directions: The child will "test" the number in each circle by coloring in the ones needed OR by placing base 10 blocks over the ones.

10	10
10	10
10	10
10	10
10	10
10	10
10	10
10	10
10	10
10	10

PROGRESS REPORT FOR DATE OF ASSESSMENT

The student correctly made ☐ out of 10 numbers.

ADDITION: SUMS TO 10

Directions: The child will add to find each sum, and write each answer on the line provided.

10 + 0 = 6 + 2 =

1 + 8 =

5 + 3 =


2 + 7 =

6 + 2 =

PROGRESS REPORT FOR DATE OF ASSESSMENT

The student added ☐ out of 10 problems correctly.

ADDITION



Directions: The child will add to find each sum, and write each answer on the line provided.

2 + 1 = 2 + 3 =

1 + 1 =

0 + 5 = 3 + 1 =

4 + 1 = 4 + 0 =

5 + 0 = 1 + 2 =

PROGRESS REPORT FOR DATE OF ASSESSMENT

The student added ☐ out of 10 problems correctly.

SUBTRACTION WITHIN 10

Directions: The child will subtract to find the difference for each problem.

7 - 5 =

6 - 3 =

10 - 8 =


6 - 3 =

8 - 7 =

PROGRESS REPORT FOR DATE OF ASSESSMENT

The student subtracted ☐ out of 10 problems correctly.

SUBTRACTION



Directions: The child will subtract to find the difference for each problem.

76 - 24 = 61 - 50 =

PROGRESS REPORT FOR DATE OF ASSESSMENT

The student subtracted ☐ out of 10 problems correctly.

TRY OUT AN ASSESSMENT SAMPLE FOR FREE!

I have included one assessment from the binder in this Preview Download that you can print and use with your students for free. The student will verbally identify the numbers on the student copy, as the teacher follows along and marks the coordinating progress report page. The progress report page can be graded and sent home with the child. Or, the teacher may wish to keep or copy the assessment for recording purposes, to bring to a meeting or conference, or for data records. This free assessment sample allows you to test out the format of this binder prior to purchasing, if you wish. Remember, the complete binder comes with editable data tracking forms that you can use throughout the entire year! I hope you enjoy! 😊

NUMBER IDENTIFICATION:

NUMBERS 0-10

4

8

3

0

7

2

5

1

9

6

10

8

3

7

2


4

9

5

1

6



NUMBER IDENTIFICATION:

1

NUMBERS 0-10

Directions: The child will point and identify each number.
Cross out any number the child incorrectly identifies.

4	8	3	0	7
---	---	---	---	---

2	5	1	9	6
---	---	---	---	---

10	8	3	7	2
----	---	---	---	---

4	9	5	1	6
---	---	---	---	---

PROGRESS REPORT FOR _____

DATE OF ASSESSMENT _____

The student identified out of 20 numbers.

Continue to work on the following circled numbers:

0	1	2	3	4	5	6	7	8	9	10
---	---	---	---	---	---	---	---	---	---	----

A SPECIAL NOTE REGARDING THIS ASSESSMENT BINDER:

It is important to note that you may or may not need to administer every assessment provided in this binder. I have included MANY versions of assessments within this pack, so that you can choose which ones will work best for you and your students. For example, a teacher may wish to skip the 0-5 addition and subtraction assessments, and use the 0-10 or 0-20 assessments. Or, the teacher may wish to use both.

Teachers may also use the assessments all throughout the school year, picking and choosing which assessment versions work for that month in the year, or for each particular group of children. There are many options and versions included within the binder for your convenience. ☺



WHAT'S NEXT?

Use your assessments to drive your instructional decisions! Students who struggle on a specific skill will benefit from intervention and additional practice in that skill.

These assessments were created to coordinate perfectly with my No Prep Intervention Binder: Math Edition! Click the photo below to check it out in my store! Intervention at your fingertips!


NO PREP INTERVENTION BINDER

by Miss DeCarbo™



EASY & EFFECTIVE!

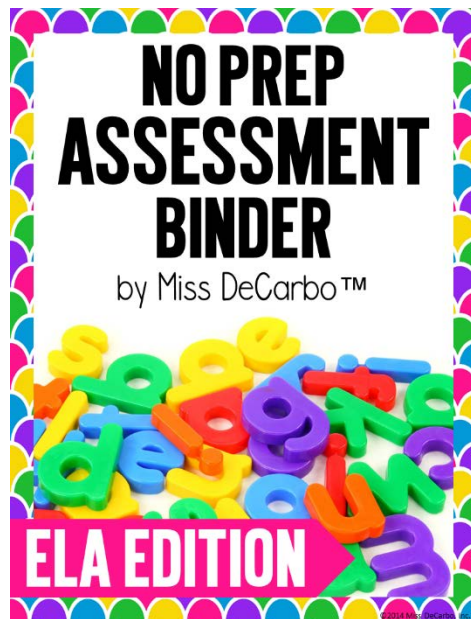
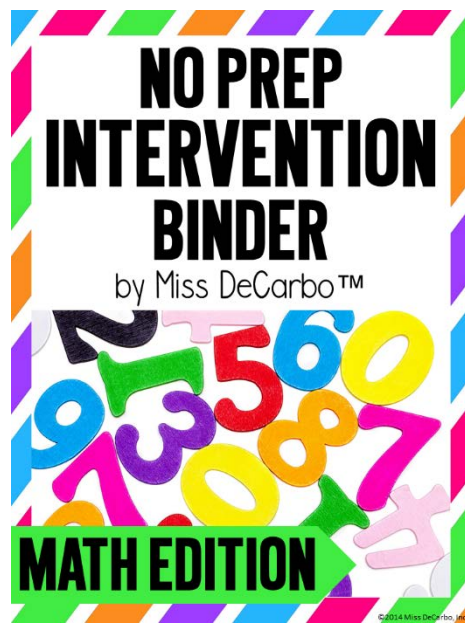
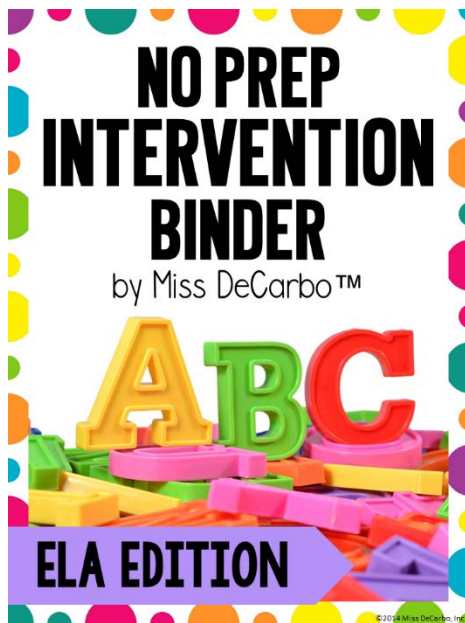
This intervention binder contains over 300 pages of math intervention!



Students use a dry erase marker as they practice targeted skills. With your binder, you will have interventions tools at your fingertips!

Are You Looking For Additional No Prep Intervention and Assessment Binders?!

Click Below:





visit my blog for additional ideas and freebies! 😊

www.missdecarbo.com

Happy Learning,

Miss DeCarbo



©2016 Miss DeCarbo, Inc. All Rights Reserved.

Purchase of this download is for one personal classroom use only If you wish to share this file with a co-worker or any other person, an additional license is required. Additional licenses are available in my TpT shop at half price.

Duplicating, replicating, or sharing with other classrooms, co-workers, an entire school system, or posting this on any website or blog violates copyright law. Additional licenses to share with other teachers are available at half price. You do not have the right to post this file on your blog, website, district website/server, or anywhere online at any time, under any circumstance.

Clip Art & Font Credits:

Visit Each Artist's Shop By Clicking On The Buttons Below:



Stock photographs from www.shutterstock.com