

TEXT BASED EVIDENCE READING PASSAGES

biography edition

Sally Ride

Name _____ Date _____

Directions: Read the passage on the left 3 times to practice fluency. Color a book each time you read. Then, complete the comprehension tasks on the right.

Read and Look Back:

- ☐ Use a red crayon to highlight the text that states what Sally Ride is famous for.
- ☐ Use a yellow crayon to highlight one reason Sally Ride is a famous American.

Steve Jobs

Name _____ Date _____

Directions: Read the passage on the left 3 times to practice fluency. Color a book each time you read. Then, complete the comprehension tasks on the right.

Read and Look Back:

- ☐ Use a red crayon to highlight the text that states what Steve Jobs was interested in as a child.
- ☐ Use a yellow crayon to highlight the name of the computer company Jobs started when he was 21 years old.
- ☐ Use a blue crayon to highlight the popular Apple invention Jobs created.

Ruby Bridges

Name _____ Date _____

Directions: Read the passage on the left 3 times to practice fluency. Color a book each time you read. Then, complete the comprehension tasks on the right.

Read and Look Back:

- ☐ Use a red crayon to highlight why school was unfair for children during Ruby's time.
- ☐ Use a yellow crayon to highlight how old Ruby was when she attended the all-white school.
- ☐ Use a blue crayon to highlight how Ruby's actions helped our country.

Read and Respond:

Write a question you have about Ruby Bridges' life. What _____

Amelia Earhart

Name _____ Date _____

Directions: Read the passage on the left 3 times to practice fluency. Drag a book to the bottom each time you read. Then, complete the comprehension tasks on the right.

Read and Look Back:

- ☐ Use the red strip to highlight what Amelia accomplished in 1932.
- ☐ Use the yellow strip to highlight the text that states a record Amelia broke during her flight across the Atlantic Ocean.
- ☐ Use the blue strip to highlight what happened during Amelia's trip in 1937.

Read and Respond:

Type an interesting fact you learned about Amelia Earhart.

Type here _____

© 2015 Miss DeCarbo, Inc.

READ, LOOK BACK, AND RESPOND!

High-Interest Passages:

These high-interest passages will keep your readers interested and focused!

Read & Look Back:

Engage readers with an interactive format to identify evidence within the text! Students love using crayons and markers to highlight text-based evidence to enhance comprehension!

Name _____ Date _____


Alexander Graham Bell

Directions: Read the passage on the left 3 times to practice fluency. Color a tree each time you read. Then, complete the comprehension tasks on the right.

Alexander Graham Bell

Alexander Graham Bell was a famous inventor. Growing up, he loved science. He was interested in learning about sound because his mother and his wife were *deaf*. A person who is deaf does not have the ability to hear. He started to do experiments with sound.

Alexander found out how to send voice signals through a wire. Then, in 1876 he invented the telephone. This is the invention Alexander Graham Bell is best known for. The first words spoken over the telephone were, "Mr. Watson, come here. I want to see you." When Alexander Graham Bell died in 1922, all telephones went silent for a short time to honor him.



Read and Look Back:

☐ Use a red crayon to highlight the reason Alexander Graham Bell started to study sound.

☐ Use a yellow crayon to highlight the sentence that defines the word *deaf*.

☐ Use a blue crayon to highlight what Alexander was best known for.

Read and Respond:

In what ways did the invention of the telephone change our world?

Build Fluency with Repeated Readings

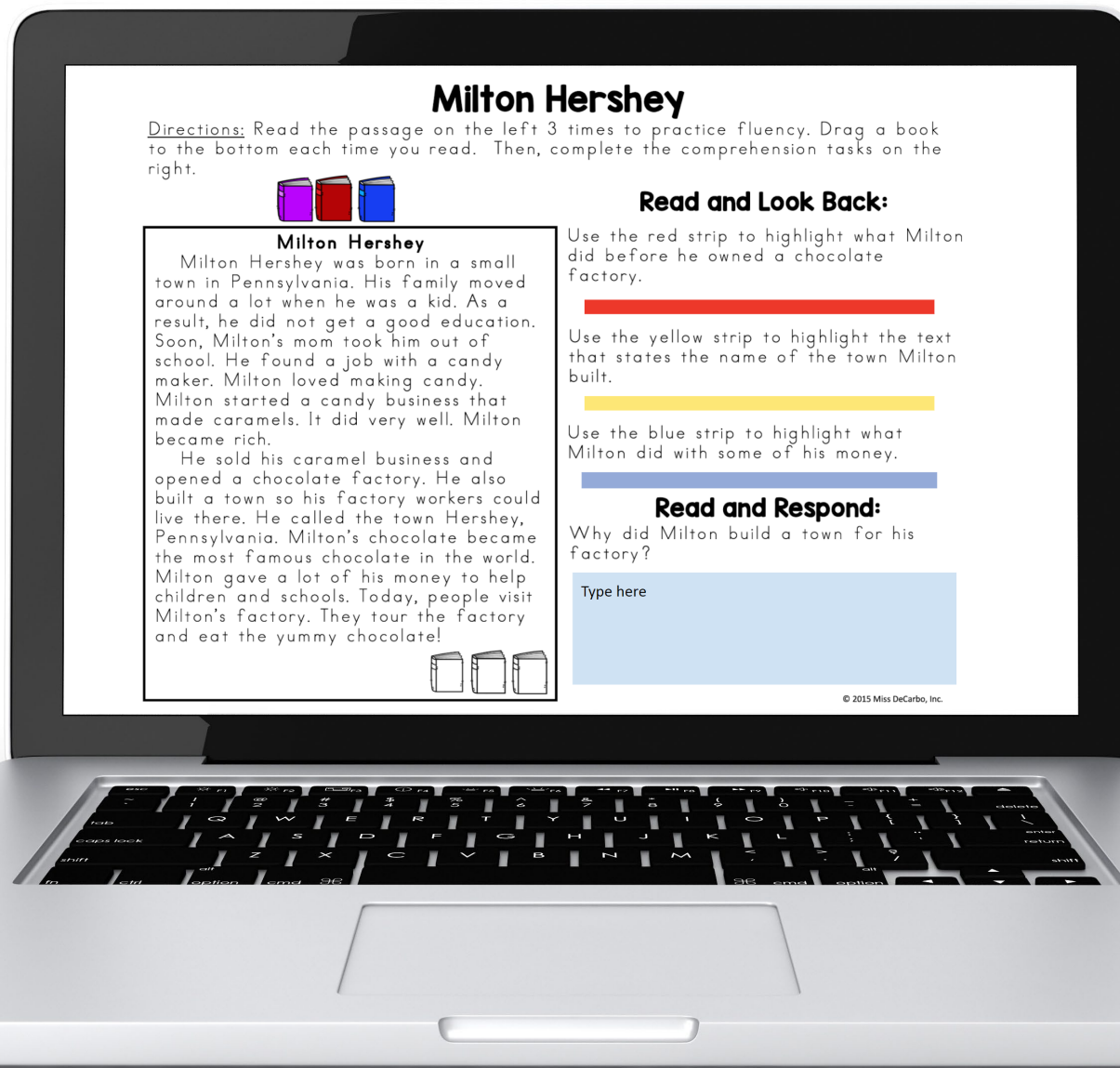
Students will re-read the text for understanding and fluency. Students color in the trees at the end of the passage to keep track of each reading.

Read & Respond:

Each passage contains written-response comprehension questions that cover a variety of skills and standards.

INCLUDES GOOGLE SLIDES

Included in the PDF file is a link that allows you add these reading passages to your Google Drive and share them with your students! The passages are interactive and include moveable pieces and text boxes!



BIOGRAPHIES IN THIS EDITION:

This special edition pack includes 20 high-interest biography passages for integration of science and social studies content!

Ruby Bridges
Rosa Parks
Ben Franklin
Helen Keller
Amelia Earhart
Thomas Edison
Milton Hershey
Walt Disney
Sally Ride
Clara Barton

Barack Obama
Abraham Lincoln
George Washington
Neil Armstrong
Eleanor Roosevelt
Alexander Graham
Bell
Steve Jobs
Michael Jordan
Jackie Robinson
Wright Brothers

IDEAS FOR USING THIS RESOURCE

Stretch Text Passages (within a small group or whole-class lesson)

Small Group Reading

Independent Reading Activities

Whole Class Lessons

Mini Lessons

RTI

1st Grade Stretch Texts or advanced 1st Grade Readers (above grade level readers)

2nd/3rd Grade Readers

4th Grade Struggling Readers (great for well below grade level readers.)

Intervention Specialists – small group reading intervention

Morning Work

Homework

Assessment

Literacy Centers

Partner Reading

Homeschooling Activities

Tutoring

After School Reading Practice

Great to Use with Volunteers Due to the Easy-to-Follow Format

ABOUT THIS RESOURCE

This learning pack includes 20 text based evidence passages with a biography theme for your students! With the introduction of the Common Core standards, comes a big shift in students being able to not only comprehend text but use and state evidence directly from the text to support their understanding. These passages allow your students to build and practice this skill in a fun, engaging manner!

These interactive, hands-on passages provide your students with fluency, comprehension, and written response practice. Students read the passage three times for fluency, keeping track of the amount of times they read the passage (optional). On the right side of each page are three text-based evidence tasks for students to complete, along with a handy checklist to keep them on-task. Students will have a blast using their crayons to go back into the text to highlight and look for evidence! Finally, students practice responding to the text through a Read & Respond activity. These response questions cover many big comprehension areas such as author's purpose, inference, visualizing, identifying the main/central idea, making connections, and more!

These passages are great to use in a whole group setting, small group setting, RTI, intervention classrooms, or as center work or independent work within the classroom. The passages are written within the second and third grade Lexile band, making them perfect for first grade stretch texts, second and third grade independent reading, small group settings, and struggling fourth graders. This edition contains high-interest topics that integrate many science and social studies concepts. Practicing fluency and comprehension has never been so fun for students – and easy for educators! I hope you enjoy this resource!



THANK YOU



for choosing a Miss DeCarbo educational resource




TERMS OF USE:



Licensing Terms: This download includes a license for one educator only for personal use in his or her classroom. *Licenses are non-transferable, meaning that they cannot be passed on from one teacher to another.* If you want to use this as a grade level, share it with a colleague, or use it with a school or district, *the proper number of additional licenses must be purchased.* You can purchase additional licenses at a discount in your “My Purchases” page when you are logged into your Teachers Pay Teachers account. If you are a coach, administrator, or curriculum director and are interested in transferable licenses to accommodate yearly staff changes, contact me for a quote at christina@missdecarbo.com.

Copyright Terms: *Every page of this document is copyrighted.* This resource may not be uploaded to the Internet in any form, including classroom/personal websites or blogs and district or shared servers that those who did not purchase an additional license could access. Uploading the file to the Internet is a direct violation of copyright.



If you are a teacher who is using distance learning and/or teaching remotely, you may directly share this file with your students' and their families through a secure learning platform or non-public site. You may not share this file or make it available to other teachers, or any other person who is not your current student or immediate family member of a current student.

**My resources are NOT allowed to be used on the Outschool platform/website in any way.*

ABOUT MISS DECARBO

Christina DeCarbo-Wagers is an elementary teacher from Northeast Ohio. She holds a Bachelor's degree in Early Childhood Education, a Master's degree in Elementary Literacy, and a specialized K-12 reading endorsement. Christina has experience in instructional consulting, literacy coaching, and professional development services. Over the course of her career, she has presented literacy workshops and professional development sessions for Staff Development of Educators, ASCD, and state and local educational conferences. Christina has also provided extensive services and trainings for school districts and educational service centers across the state of Ohio.

Christina is passionate about helping students reach their greatest potential as readers and writers. Her engaging resources are based on developmentally-appropriate research and are founded in the importance of critical thinking, creativity, and problem-solving skills for young learners. Her educational company, Miss DeCarbo, Inc., was founded in 2012 and provides educators with curriculum, ideas, research-based advice, and inspiration. You can learn more about Miss DeCarbo by visiting her website, www.missdecarbo.com.



CLIP ART & FONT CREDITS:

