


READING STRATEGY CARDS


Orton-Gillingham and SOR-aligned

Tap the graphemes.



s a t

Blend the sounds.



s...a...t

Read it smoothly.

sat →

Chop the syllables.


un|zip

v c | c v

Separate the base word.


melt (ed)

Tap the graphemes.



s a t

Blend the sounds.



s...a...t


Read it smoothly.

sat →

Ask: Does it make sense?


✓
I sat on the mat.

Tap the graphemes.



b o o k

Blend the sounds.



b...oo...k


Read it smoothly.

book →

Ask: Does it make sense?

✓
Pass the book.

Tap the graphemes.



b o o k

Blend the sounds.



b...oo...k

Chop the syllables.

un|zip

v c | c v

Separate the base word.

melt (ed)

Read it smoothly.

melted →

Ask: Does it make sense?

✓
The ice melted.

includes
bookmarks,
too!





ABOUT THIS RESOURCE





Reading cards, posters, and anchor charts that include strategies such as, “check the picture” or “skip the word and move on”, only promote guessing and poor reading habits! These strategy cards offer students **simple, no-fluff strategy reminders** that are **based on the Orton-Gillingham method and aligned to the science of reading**. These strategy cards do *not* include cutesy characters or fictional names for the strategies. They include a **direct, explicit direction** for what to do as students decode a word. This approach helps students learn exactly what to do while reading a word. It also **helps teachers work on using explicit and direct language** during their instruction.

DIFFERENTIATED OPTIONS

Three different sets of the same cards are included.

- an option that would be suited for kindergarten and the beginning of first grade. Each strategy card features a cvc word as the example.
- an option that can be used after students have learned that a grapheme can consist of two or more letters and say one sound (vowel teams, diphthongs, etc.)
- an option that can be used or added on when students learn how to decode multisyllabic words.

Tap the graphemes.  s a t	Blend the sounds.  s...a...t
Read it smoothly. sat 	Ask: Does it make sense?  I sat on the mat.

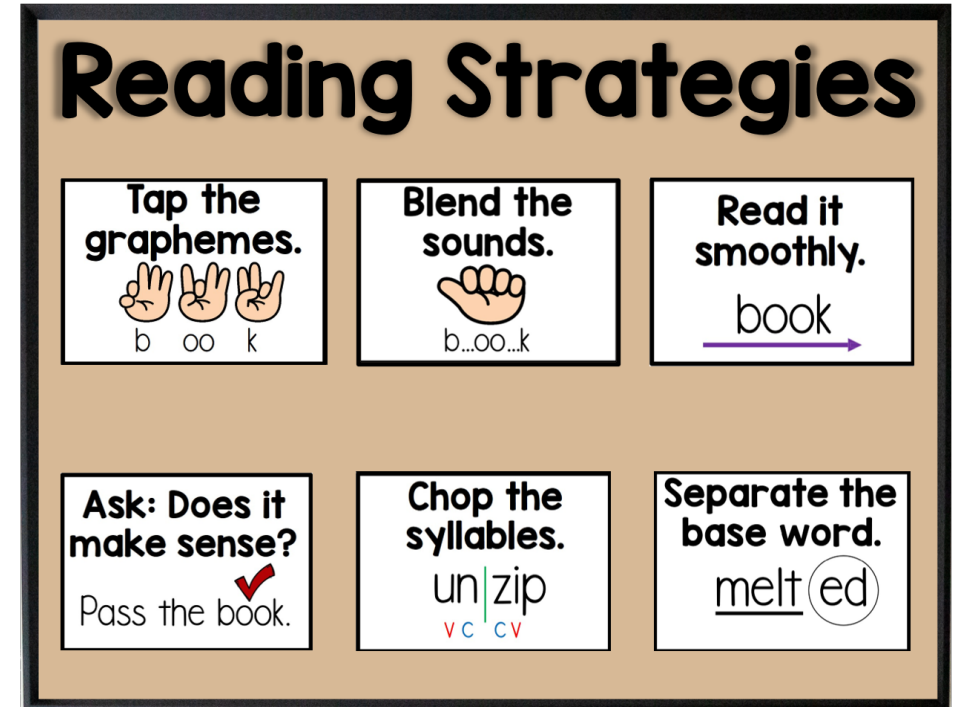
Tap the graphemes.  b oo k	Blend the sounds.  b...oo...k
Read it smoothly. book 	Ask: Does it make sense?  Pass the book.

Chop the syllables. un zip v c c v	Separate the base word. <u>melt</u> ed
---	--

©2022 Miss DeCarbo, Inc.


IDEAS FOR USE:


- anchor charts
- classroom displays
- independent reading folders
- book bin tools
- mini-lesson visual aides
- small-group reading table references
- reading intervention classrooms
- home reading tools
- send home bookmarks at parent-teacher night
- school library displays




INCLUDES BOOKMARKS, TOO!

Three different versions to choose from!
Swap the versions out when students are ready for more complex decoding skills.





Tap the graphemes.

s a t

Blend the sounds.

s...a...t

Read it smoothly.
sat
→


Ask: Does it make sense?
✓
I sat on the mat.


Tap the graphemes.

b oo k

Blend the sounds.

b...oo...k

Read it smoothly.
book
→

Ask: Does it make sense?
✓
Pass the book.

Tap the graphemes.

b oo k

Blend the sounds.

b...oo...k

Chop the syllables.
un|zip
VC CV

Separate the base word.
melt(ed)

Read it smoothly.
melted
→

Ask: Does it make sense?
✓
The ice melted.

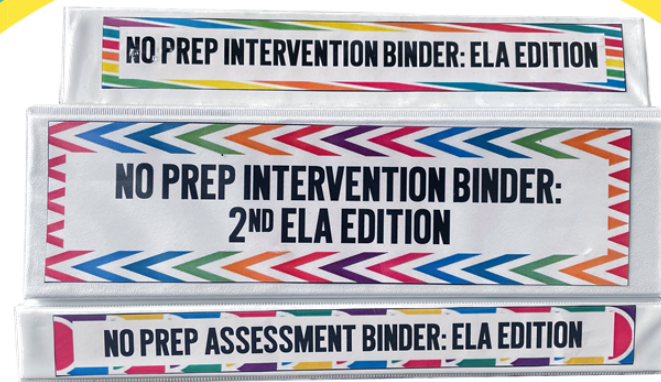
perfect for book bins and
PARENT-TEACHER CONFERENCES

WANTING MORE? GRAB THIS BUNDLE WHICH INCLUDES DECODING INTERVENTION FOR YOUR READERS!

READING INTERVENTION & ASSESSMENT bundle

easy-to-use, effective intervention &
assessments for busy teachers

both ELA binders and the ELA assessment binder



MISS DECARBO 