

DECEMBER

AT-HOME MENUS

for distance learning



December Reading Menu

- Choose a reading box to complete. When required, draw or write down your response on a piece of paper or in a notebook.
- Cross out the reading box you completed.

Read to Myself	Read to Someone	Read and Respond
Practice reading sight words! Look through your books and find the following words: here, there, where, did, do, what, by, and why. A nonfiction text gives information. It is written to teach us about a topic. Read and enjoy your favorite nonfiction books today! Read nonfiction books. After every page you read, stop and retell the information you learned on that page. Keep reading! Choose a new nonfiction book before you read.	Time to get cozy! Snuggle up with a blanket and some cocoa today as you read with an adult at home. Practice asking questions as you read books with an adult. Many questions start with who, what, where, when, why, or how. Gather up your favorite holiday books today. Enjoy some holiday reading time with an adult at home!	The main idea is what the text is mostly about. Choose two of the books you read today, and draw the main idea of each book. The details in a book are the pieces of information that tell us about the main idea. Draw three details you learned in your book. Choose a book you read today, and write about the main idea. Story

December Math Menu

- Choose a math box to complete. Record your work and your answers on a piece of paper or in a notebook.
- Cross out the math box you chose.

Count & Write Numbers	Exploring Numbers	Addition Story Problems
Count out loud from 100 to 120. Write your numbers as neatly as you can from 100 to 120.	Count the tens. Write the number.	Draw a picture, and solve this word problem: Sam has five cats. Tim has three dogs. How many pets are there in all?
Start at 0, and count to 120. Jump each time you reach a new decade. (Jump when you say 10, 20, 30, 40, 50, 60, 70, 80, 90, 100, 110, and 120.)	Count the tens. Write the number.	Draw a picture, and solve this word problem: Ned ate two snacks. He then ate four more snacks. How many snacks did Ned eat in all?
Start at 16, and count to 46.	Count the tens and ones. Write the number.	Draw a picture, and solve this word problem: There are six blue hats. There are five red hats. How many hats are there altogether?
Start at 22, and count to 52.	Count the tens and ones. Write the number.	Draw a picture, and solve this word problem: Six fish are in the pond. Three frogs are in the pond. How many animals are in the pond?
Start at 38, and count to 68.		
Start at 41, and count to 71.		

December Hands-on Learning Menu

- Choose a learning box to complete. If required, draw or write each answer down on a piece of paper or in a notebook.
- Cross out the learning box you completed.

Science	Social Studies	Art, Music, Movement, Character
Light is a form of energy that helps us see the world around us. Lots of things give off light. Go on a light scavenger hunt. Make a list of things that give off light so that you can see.	Spend time today talking to an adult about the holidays you celebrate as a family. A family tradition is something you might do together every year. What family traditions do you have?	Blue, red, and yellow are primary colors. Primary colors are used to create all other colors. Use crayons or watercolors to see what these color combinations make: red + blue.
Opaque objects do not allow light to pass through, so we cannot see through them. Find and draw two opaque objects.	Pretend that you are in charge of planning a holiday dinner for your family. Create a menu of foods you will eat at your holiday dinner.	Gratitude is the feeling of being thankful or grateful. Make a list of 10 things you are grateful for.
Transparent objects, such as pieces of glass, allow all the light to pass through them. Find and draw two transparent objects.	Think of a special song you sing during a holiday you celebrate. Sing it with your family today!	Discuss how you show gratitude for people in your school, your family, and your community.
Light from the Sun travels to Earth in waves. We can't see these waves because they move so fast! Draw a picture of light traveling from the Sun to Earth.	In Mexico, the poinsettia, a plant with red flowers, is a popular Christmas holiday. Draw a picture of what your family uses to decorate during a special holiday.	See how many jumping jacks you can do in one minute. Have an adult count your jumping jacks and time you. Try to beat your score. Repeat the challenge with push-ups and sit-ups.
Go outside on a sunny day. The dark space is your shadow. It is made because your body blocks the light. Observe your shadow as you walk, jump, and run.	Chinese New Year is a special Chinese holiday to celebrate family and the new year. How does your family celebrate the New Year?	Make a list of three of your favorite holiday songs from any holiday you celebrate with your family. Practice the three songs, and sing them with your family.

December Writing Menu

- Choose a writing box to complete. Remember to stretch out each word and write down all of the sounds you hear. Use proper spacing!
- Cross out the writing activity box that you chose.


Narrative & Creative Writing	Informative Writing	Word Work: cvc-e
Think about a special moment you've shared with a family member. Write a story about what happened. Remember to write in complete sentences.	Write about how your family celebrates the holidays. Include a topic sentence, three things you do to celebrate the holidays, and a conclusion sentence.	Say and spell the word for each picture. Remember, a silent e will make the vowel say its name.
Think about a time when you received a special gift or present from someone. Write about what happened and how you felt. Write in complete sentences.	Think of a specific holiday tradition in your family. (What is something special you do together every year?) Write about it. Include words like "first", "then", "next", and "last".	Say and spell the word for each picture. Remember, a silent e will make the vowel say its name.
Think of a time when you were generous toward a friend. Write a story about what happened. What did you do for your friend?	With an adult, research and read about a holiday that is different than the one you celebrate with your family. Write what you learned about the holiday. Use complete sentences.	Say and spell the word for each picture. Remember, a silent e will make the vowel say its name.
Creative Writing: Pretend that you have been given a baby reindeer. What will you and your reindeer do together? Write about it.	With an adult's help, write and teach someone how to make cookies. Include words like "first", "then", "next", "after", and "last". Do your best to stretch out each word.	Say and spell the word for each picture. Remember, a silent e will make the vowel say its name.
Creative Writing: Pretend that you get to invent a new toy for little children. Describe and write all about your new toy invention.	Write an informative piece about your favorite toy. Teach someone all about the toy. (What does it do? What does it look like?) Include a topic sentence, facts about the toy, and a conclusion.	Say and spell the word for each picture. Remember, a silent e will make the vowel say its name.


MISS DECARBO





4 LEARNING MENUS:

- Handwriting and Writing
- Math
- Reading
- Hands-On Learning Menu that incorporates science, social studies, art/music/PE/character education

 December Writing Prompt Menu		
Narrative & Creative Writing Think about a special moment you've shared with a family member. Write a story about what happened. Remember to write in complete sentences.	Informative Writing Write about how your family celebrates the holidays. Include a topic sentence, three things you do to celebrate the holidays, and a conclusion sentence.	Word Work: cvc-e Say and spell the word for each picture. Remember, a silent e will make the vowel say its name.
Think about a time when you received a special gift or present from someone. Write about what happened and how you felt. Write in complete sentences.	Think of a specific holiday tradition in your family. (What is something special you do together every year?) Write about it. Include words like "first", "then", "next", and "last".	Say and spell the word for each picture. Remember, a silent e will make the vowel say its name.
Think of a time when you were generous toward a friend. Write a story about what happened. What did you do for your friend?	With an adult, research and read about a holiday that is different than the one you celebrate with your family. Write what you learned about the holiday. Use complete sentences.	Say and spell the word for each picture. Remember, a silent e will make the vowel say its name.
Creative Writing: Pretend that you have been given a baby reindeer. What will you and your reindeer do together? Write about it.	With an adult's help, write and teach someone how to make cookies. Include words like "first", "then", "next", "after", and "last". Do your best to stretch out each word.	Say and spell the word for each picture. Remember, a silent e will make the vowel say its name.

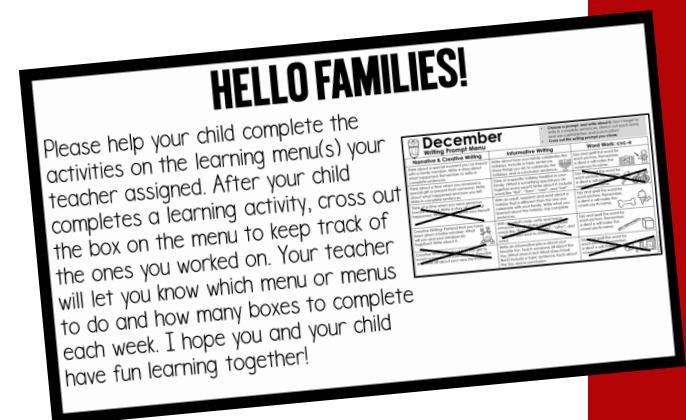

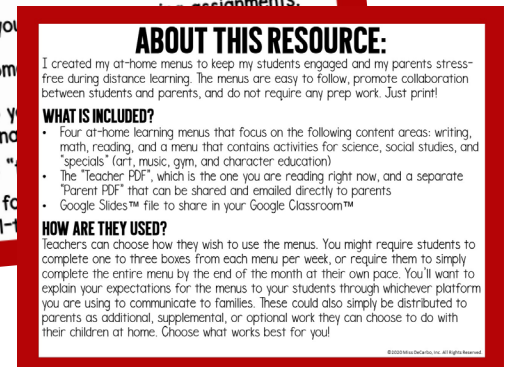
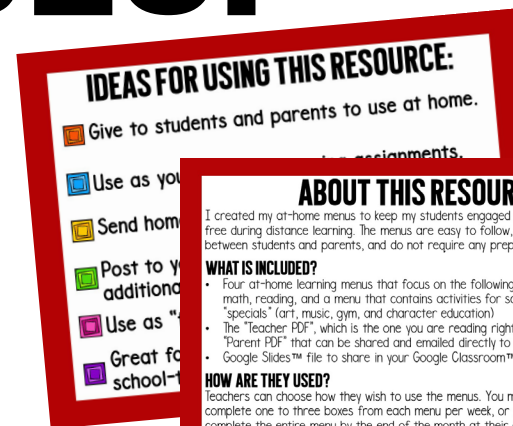
 December Reading Menu		
Read to Myself Practice reading sight words! Look through your books and find the following words: here, there, where, did, do, what, by, and why.	Read to Someone Time to get cozy! Snuggle up with a blanket and some cocoa today as you read with an adult at home.	Respond to Reading The main idea is what the text is mostly about. Choose two of the books you read today, and draw the main idea of each book.
A nonfiction text gives information. It is written to teach us about a topic. Read and enjoy your favorite nonfiction books today!	Practice asking questions as you read books with an adult. Many questions start with who, what, where, when, why, or how.	The details in a book are the pieces of information that tell us about the main idea. Draw three details you learned in your book.
Read nonfiction books. After every page you read, stop and retell the information you learned on that page. Keep reading!	Gather up your favorite holiday books today. Enjoy some holiday reading time with an adult at home!	Choose a book you read today, and write about the main idea. Start your sentence with, "The main idea of _____ is..."
Choose a new nonfiction book. Before you read, take a sneak peek. What do you think you will learn in the book? Write down two questions you have before you read. Read the book, and try to answer.	When we read nonfiction books, we can pretend we are news reporters who share information. Practice reading smoothly to an adult by sounding like a news reporter. Hold a pretend microphone as you read.	Choose one of the nonfiction books you read today. Write the main idea, or what the book was mostly about. Write three facts or details you learned about the main idea.


 December Math Menu		
Count & Write Numbers Count out loud from 100 to 120. Write your numbers as neatly as you can from 100 to 120.	Exploring Numbers Count the tens. Write the number.	Addition Story Problems Draw a picture, and solve this word problem. Sam has five cats. Tim has three dogs. How many pets are there in all?
Start at 0, and count to 120. Jump each time you reach a new decade. (Jump when you say 10, 20, 30, 40, 50, 60, 70, 80, 90, 100, 110, and 120.)	Count the tens. Write the number.	Draw a picture, and solve this word problem. Ned ate two snacks. He then ate four more snacks. How many snacks did Ned eat in all?
• Start at 16, and count to 46. • Start at 22, and count to 52. • Start at 38, and count to 68. • Start at 41, and count to 71.	Count the tens and ones. Write the number.	Draw a picture, and solve this word problem. There are six blue hats. There are five red hats. How many hats are there altogether?
• Start at 62, and count to 92. • Start at 54, and count to 74. • Start at 83, and count to 103. • Start at 92, and count to 112.	Count the tens and ones. Write the number.	Draw a picture, and solve this word problem. Six fish are in the pond. Three frogs are in the pond. How many animals are in the pond?
Write the missing numbers. • 36, 37, 38, _____ • 45, 46, 47, _____ • 104, 105, 106, _____	Count the tens and ones. Write the number.	Draw a picture, and solve this word problem. Meg has one brown cat and eight black cats. How many cats does Meg have?

 December Hands-On Menu		
Science Light is a form of energy that helps us see the world around us. Lots of things give off light. Go on a light scavenger hunt. Make a list of things that give off light so that you can see.	Social Studies Spend time today talking to an adult about the holidays you celebrate as a family. A family tradition is something you might do together every year. What family traditions do you have?	Art, Music, Movement, Character Blue, red, and yellow are primary colors . Primary colors are used to create all other colors. Use crayons or watercolors to see what these color combinations make: red + blue, red + yellow, and yellow + blue.
Opaque objects do not allow light to pass through, so we cannot see through them. Find and draw two opaque objects.	Pretend that you are in charge of planning a holiday dinner for your family. Create a menu of foods you will eat at your holiday dinner.	Gratitude is the feeling of being thankful or grateful. Make a list of 10 things you are grateful for.
Transparent objects, such as pieces of glass, allow all the light to pass through them. Find and draw two transparent objects.	Think of a special song you sing during a holiday you celebrate. Sing it with your family today!	Discuss how you show gratitude for people in your school, your family, and your community.
Light from the Sun travels to Earth in waves. We can't see these waves because they move so fast! Draw a picture of light traveling from the Sun to Earth.	In Mexico, the poinsettia, a plant with red flowers, is a popular decoration that is used during the Christmas holiday. Draw a picture of what your family uses to decorate during a special holiday.	See how many jumping jacks you can do in one minute. Have an adult count your jumping jacks and time you. Try to beat your score. Repeat the challenge with push-ups and sit-ups.
Go outside on a sunny day. The dark space is your shadow. It's made because your body blocks the light. Observe your shadow as you walk, jump, and run.	Chinese New Year is a special Chinese holiday to celebrate family and the new year. How does your family celebrate the New Year?	Make a list of three of your favorite holiday songs from any holiday you celebrate with your family. Practice the three songs, and sing them with your family.

INCLUDES:

- Teacher PDF which has instructions, ideas, suggestions, and printable learning menus
- A link in the Teacher PDF that allows you add digital menus to your Google Slides™ and share them with your students
- Parent PDF that you can e-mail directly to the parents of your students (ink-friendly)











December

Writing Menu

- Choose a writing box to complete. Remember to stretch out each word and write down all of the sounds you hear. Use proper spacing!
- Cross out the writing activity box that you chose.



Narrative & Creative Writing	Informative Writing	Word Work: cvc-e
Think about a special moment you've shared with a family member. Write a story about what happened. Remember to write in complete sentences.	Write about how your family celebrates the holidays. Include a topic sentence, three things you do to celebrate the holidays, and a conclusion sentence. 	Say and spell the word for each picture. Remember, a silent e will make the vowel say its name.  
Think about a time when you received a special gift or present from someone. Write about what happened and how you felt. Write in complete sentences.	Think of a specific holiday tradition in your family. (What is something special you do together every year?) Write about it. Include words like "first", "then", "next", and "last".	Say and spell the word for each picture. Remember, a silent e will make the vowel say its name.  
Think of a time when you were generous toward a friend. Write a story about what happened. What did you do for your friend?	With an adult, research and read about a holiday that is different than the one you celebrate with your family. Write what you learned about the holiday. Use what you learned.	Say and spell the word for each picture. Remember, a silent e will make the vowel say its name. 

Creative Writing: Pretend that you have been given a baby reindeer. What will you and your reindeer do together? Write about it.

Creative Writing: Pretend that you get to invent a new toy for little children. Describe and write all about your new toy invention.

PREVIEW

- Choose a reading box to complete. When required, draw or write down your response on a piece of paper or in a notebook.
- Cross out the reading box you completed.

Read to Yourself	Read to Someone	Read and Respond
Practice reading sight words! Look through your books and find the following words: here, there, where, did, do, what, by, and why.	Time to get cozy! Snuggle up with a blanket and some cocoa today as you read with an adult at home. 	The main idea is what the text is mostly about. Choose two of the books you read today, and draw the main idea of each book.
A nonfiction text gives information. It is written to teach us about a topic. Read and enjoy your favorite nonfiction books today!	Practice asking questions as you read books with an adult. Many questions start with <i>who, what, where, when, why, or how.</i>	The details in a book are the pieces of information that tell us about the main idea. Draw three details you learned in your book.
Read nonfiction books. After every page you read, stop and retell the information you learned on that page. Keep reading!	Gather up your favorite holiday books today. Enjoy some holiday reading time with an adult at home!	Choose a book you read today, and write about the main idea. Start your sentence with, "The main idea of _____ is..."
Choose a new nonfiction book. Before you read, take a sneak peek. What do you think you will learn in the book? Write down two questions you have before you read. Read the book, and try to answer the questions you had.	When we read nonfiction books, we can pretend we are news reporters who share information. Practice reading smoothly to an adult by sounding like a news reporter. Hold a pretend microphone as you read.	Choose one of the nonfiction books you read today. Write the main idea, or what the book was mostly about. Write three facts or details you learned about the main idea. 
Today, reread familiar nonfiction books. After you read each book, try to retell three to five facts you learned in the book. If you can't remember, go back and reread.	Practice your listening skills . Ask someone at home to read a <u>nonfiction book</u> to you. At the end of each page, tell your partner what you learned.	Read a fiction book. What was the story mostly about? Draw or write the main idea of the fiction book. Draw or write three things that happened in the story.





©2020 Miss DeCarbo, Inc.



December

Hands-on Learning Menu

- Choose a learning box to complete. If required, draw or write each answer down on a piece of a paper or in a notebook.
- Cross out the learning box you completed.

Science	Social Studies	Art, Music, Movement, Character
<p>Light is a form of energy that helps us see the world around us. Lots of things give off light. Go on a light scavenger hunt. Make a list of things that give off light so that you can see.</p> 	<p>Spend time today talking to an adult about the holidays you celebrate as a family. A family tradition is something you might do together every year. What family traditions do you have?</p>	<p>Blue, red, and yellow are primary colors. Primary colors are used to create all other colors. Use crayons or watercolors to see what these color combinations make: red + blue, red + yellow, and yellow + blue.</p>
<p>Opaque objects do not allow light to pass through, so we cannot see through them. Find and draw two opaque objects.</p>	<p>Pretend that you are in charge of planning a holiday dinner for your family. Create a menu of foods you will eat at your holiday dinner.</p>	<p>Gratitude is the feeling of being thankful or grateful. Make a list of 10 things you are grateful for.</p> 
<p>Transparent objects, such as pieces of glass, allow all the light to pass through them. Find and draw two transparent objects.</p>	<p>Think of a special song you sing during a holiday you celebrate. Sing it with your family today!</p> 	<p>Discuss how you show gratitude for each other in your school and family, and in your community.</p>
<p>Light from the Sun travels to Earth in waves. We can't see these waves because they move so fast! Draw a picture of light traveling from the Sun to Earth.</p> 	<p>In Mexico, the Las Posadas celebration is held every night from December 16 to 24. How many jumps can you do in one minute?</p>	

Go outside on a sunny day. The dark space is your shadow. It is made because your body blocks the light. Observe your shadow you walk, jump, and run.

Counting Numbers

Count out loud from 100 to 120. Write your numbers as neatly as you can from 100 to 120.

Start at 0, and count to 120. Jump each time you reach a new decade. (Jump when you say 10, 20, 30, 40, 50, 60, 70, 80, 90, 100, 110, and 120.)

- Start at 16, and count to 46.
- Start at 22, and count to 52.
- Start at 38, and count to 68.
- Start at 41, and count to 71.

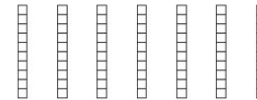
- Start at 62, and count to 92.
- Start at 54, and count to 74.
- Start at 83, and count to 103.
- Start at 92, and count to 112.

Write the missing numbers.

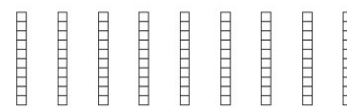
- 36, 37, 38, __, __, __, __
- 45, 46, 47, __, __, __, __
- 104, 105, 106, __, __, __, __

Exploring Numbers

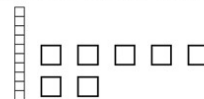
Count the tens. Write the number.



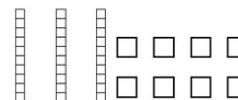
Count the tens. Write the number.



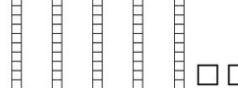
Count the tens and ones. Write the number.



Count the tens and ones. Write the number.



Count the tens and ones. Write the number.



Addition Story Problems

Draw a picture, and solve this word problem.
Sam has five cats. Tim has three dogs. How many pets are there in all?

Draw a picture, and solve this word problem.
Ned ate two snacks. He then ate four more snacks. How many snacks did Ned eat in all?

Draw a picture, and solve this word problem.
There are six blue hats. There are five red hats. How many hats are there altogether?

Draw a picture, and solve this word problem.
Six fish are in the pond. Three frogs are in the pond. How many animals are in the pond?

Draw a picture, and solve this word problem.
Meg has one brown cat and eight black cats. How many cats does Meg have?

