

DECEMBER KINDERGARTEN AT-HOME MENUS for distance learning



December Hands-on Learning Menu

Choose a learning box to complete. If required, draw or write each answer down on a piece of a paper or in a notebook. Cross out the learning box you completed.

Science	Social Studies	Art, Music, Movement, Character Education
Talk with an adult about winter. What does it feel and look like? What clothes keep you warm? Draw a picture of the winter season, and draw yourself dressed for winter weather.	Spend time today talking to an adult about the holidays you celebrate as a family. A family tradition is something you might do together every year. What family traditions do you have?	See how many jumping jacks you can do in one minute. Have an adult count your jumping jacks and time you. Try to beat your score. Repeat the challenge with push-ups and sit-ups.
Talk with an adult about spring. What does it feel and look like? What clothes do you wear in the spring? Draw a picture of the spring season, and draw yourself dressed for spring weather.	Pretend that you are in charge of planning a holiday dinner for your family. Create a menu of foods you will eat at your holiday dinner.	Make a list of three of your favorite holiday songs.

December Reading Menu

Choose a reading box to complete. If required, draw or write down your response on a piece of paper or in a notebook. Cross out the reading box you completed.

Read to Myself	Read with Someone	Read and Respond
Practice reading sight words! Look through your books, and find the following words: see, look, in, my, can, have, to, and go. Nonfiction books give information. It is written to teach us about a topic. Read and enjoy your favorite nonfiction books today!	Time to get cozy! Snuggle up with a blanket and some cocoa today as you read with an adult at home. Gather up your favorite holiday books reading time with an adult at home! Practice your listening skills. Ask someone at home to read a nonfiction book to you. At the end of each page, tell your end of each page, tell your end of each page, tell your end of each page.	Read a fiction book. Draw three to five things that happened in the book. Use your pictures to retell the story to yourself. Read a nonfiction book. Draw three to five things you learned in the book. Use your pictures to retell what you learned. The main idea is what the text is mostly about. Choose a book you read today, and draw the main idea. (Example: This book is about frogs.) What was it all about? The details in a book are the pieces of information that tell us about the book. Draw three to five details from your book about frogs.

December Math Menu

Choose a math box to complete. Record your work and your answers on a piece of paper or in a notebook. Cross out the math box you chose.

Count	Write	Ten Frames
Count out loud from 0 to 40.	Trace the number 16. Then, write the number 16 on your own paper. Last, draw 16 things of your choice.	Show the number 16 by drawing dots in the ten frames.
Count out loud from 0 to 50.	Trace the number 17. Then, write the number 17 on your own paper. Last, draw 17 things of your choice.	Show the number 17 by drawing dots in the ten frames.
• Start at 3, and count to 13. • Start at 6, and count to 16. • Start at 9, and count to 19.	Trace the number 18. Then, write the number 18 on your own paper. Last, draw 18 things of your choice.	Show the number 18 by drawing dots in the ten frames.
• Start at 11, and count to 21. • Start at 13, and count to 23. • Start at 17, and count to 27.	Trace the number 19. Then, write the number 19 on your own paper. Last, draw 19 things of your choice.	Show the number 19 by drawing dots in the ten frames.
• Start at 16, and count to 36. • Start at 14, and count to 34. • Start at 21, and count to 31.	Trace the number 20. Then, write the number 20 on your own paper. Last, draw 20 things of your choice.	Show the number 20 by drawing dots in the ten frames.

December Writing Menu

Choose a writing box to complete. Use proper handwriting and spacing. Cross out the writing box that you chose.

Ending Sounds	Handwriting	Writing Prompts
For each picture, say the word, and write the sound you hear at the end . 	Write your first and last name three times in your best handwriting. Draw a happy face next to the one you think looks best.	Draw a picture of a gift someone gave you. Copy the sentence, and fill in the blanks. Don't worry about spelling. Write what you hear. _____ gave me a _____.
For each picture, say the word, and write the sound you hear at the end . 	Write the alphabet in capital letters AND lowercase letters. Use your best handwriting. Example: Aa Bb Cc Dd Ee Ff	Draw a picture of something special you do with your family for the holidays. Copy the sentence, and fill in the blank. Don't worry about spelling. Write what you hear. My family likes to _____.
For each picture, say the word, and write the sound you hear at the end . 	Write your phone number three times. Write each number using your best handwriting.	Draw a picture of something kind you did for a friend. Copy the sentence, and fill in the blank. Don't worry about spelling. Write what you hear. I was kind to _____ by _____.
For each picture, say the word, and write the sound you hear at the end . 	Copy this sentence in your best handwriting. Draw a picture to match. I like to play with friends.	Draw a picture of your favorite toy. Copy the sentence, and fill in the blank. Don't worry about spelling. Write what you hear. My favorite toy is _____.
For each picture, say the word, and write the sound you hear at the end . 	Copy this sentence in your best handwriting. Draw a picture to match. I am smart and kind.	Draw a picture of something you want to do this holiday season. Copy the sentence, and fill in the blank. Don't worry about spelling. Write what you hear. I want to _____.

MISS DECARBO



4 LEARNING MENUS:

- Handwriting
- Math
- Reading
- Hands-On Learning Menu that incorporates science, social studies, art/music/PE/character education

December

Math Menu

• Choose a math box to complete. Record your work and your answers on a piece of paper or in a notebook.
 • Cross out the math box you chose.

Count	Write	Ten Frames
Count out loud from 0 to 40.	Trace the number 16. Then, write the number 16 on your own paper. Last, draw 16 things of your choice.	Show the number 16 by drawing dots in the ten frames.
Count out loud from 0 to 50.	Trace the number 17. Then, write the number 17 on your own paper. Last, draw 17 things of your choice.	Show the number 17 by drawing dots in the ten frames.
• Start at 3, and count to 13. • Start at 6, and count to 16. • Start at 9, and count to 19.	Trace the number 18. Then, write the number 18 on your own paper. Last, draw 18 things of your choice.	Show the number 18 by drawing dots in the ten frames.
• Start at 11, and count to 21. • Start at 13, and count to 23. • Start at 17, and count to 27.	Trace the number 19. Then, write the number 19 on your own paper.	Show the number 19 by drawing dots in the ten frames.

December

Hands-On Learning Menu

• Choose a learning box to complete. If required, draw or write each answer down on a piece of a paper or in a notebook.
 • Cross out the learning box you completed.

Science	Social Studies	Art, Music, Movement, Character
Talk with an adult about winter. What does it feel and look like? What clothes keep you warm? Draw a picture of the winter season, and draw yourself dressed for winter weather!	Spend time today talking to an adult about the holidays you celebrate as a family. A family tradition is something you might do together every year. What family traditions do you have?	See how many jumping jacks you can do in one minute. Have an adult count your jumping jacks and time you. Try to beat your score. Repeat the challenge with push-ups and sit-ups.
Talk with an adult about spring. What does it feel and look like? What clothes do you wear in the spring? Draw a picture of the spring season, and draw yourself dressed for spring weather!	Pretend that you are in charge of planning a holiday dinner for your family. Create a menu of foods you will eat at your holiday dinner.	Make a list of three of your favorite holiday songs from any holiday you celebrate with your family. Practice the three songs, and sing them with your family.
Talk with an adult about summer. What does it feel and look like? What clothes do you wear? Draw a picture of the summer season, and draw yourself dressed for summer weather!	In Mexico, the poinsettia, a plant with red flowers, is a popular decoration that is used during the Christmas holiday. Draw a picture of what your family uses to decorate during a special holiday.	Blue, red, and yellow are primary colors . Primary colors are used to create all other colors. Use crayons or watercolors to see what these color combinations make: red + blue, red + yellow, and yellow + blue.
Talk with an adult about fall, or autumn. What does it feel and look like? What clothes do you wear in fall? Draw a picture of the fall season.	Chinese New Year is a special Chinese holiday to celebrate family and the New Year. How does your family celebrate the	Gratitude is the feeling of being thankful or grateful. Make a list of 10 things you are grateful for.

December

Writing Menu

• Choose a writing box to complete. Use proper handwriting and spacing.
 • Cross out the writing box that you chose.

Ending Sounds	Handwriting	Writing Prompts
For each picture, say the word, and write the sound you hear at the end .	Write your first and last name three times in your best handwriting. Draw a happy face next to the one you think looks best.	Draw a picture of a gift someone gave you. Copy the sentence, and fill in the blanks. Don't worry about spelling. Write what you hear. _____ gave me a _____.
For each picture, say the word, and write the sound you hear at the end .	Write the alphabet in capital letters AND lowercase letters. Use your best handwriting. Example: Aa Bb Cc Dd Ee Ff	Draw a picture of something special you do with your family for the holidays. Copy the sentence, and fill in the blank. Don't worry about spelling. Write what you hear. My family likes to _____.
For each picture, say the word, and write the sound you hear at the end .	Write your phone number three times. Write each number using your best handwriting.	Draw a picture of something kind you did for a friend. Copy the sentence, and fill in the blanks. Don't worry about spelling. Write what you hear. I was kind to _____ by _____.
For each picture, say the word, and write the sound you hear at the end .	Copy this sentence in your best handwriting. Draw a picture to match. I like to play with friends.	Draw a picture of your favorite toy. Copy the sentence, and fill in the blank. Don't worry about spelling. Write what you hear. My favorite toy is _____.
For each picture, say the word, and write the sound you hear at the end .	Copy this sentence in your best handwriting. Draw a picture to match. I am smart and kind.	Draw a picture of something you want to do this holiday season. Copy the sentence, and fill in the blank. Don't worry about spelling. Write what you hear. I want to _____.

December

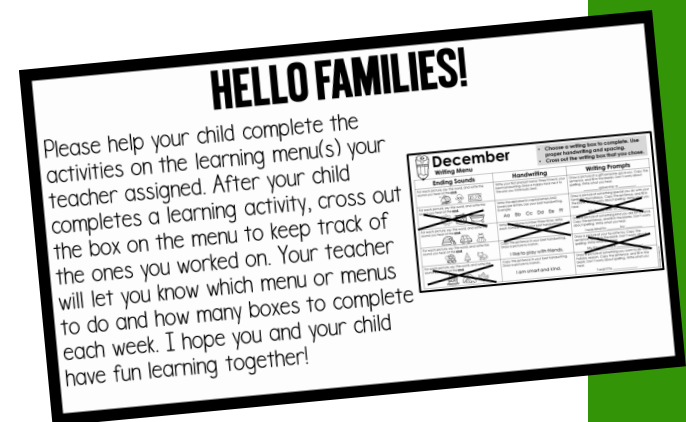

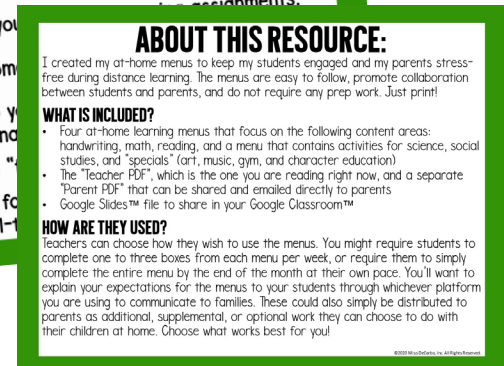
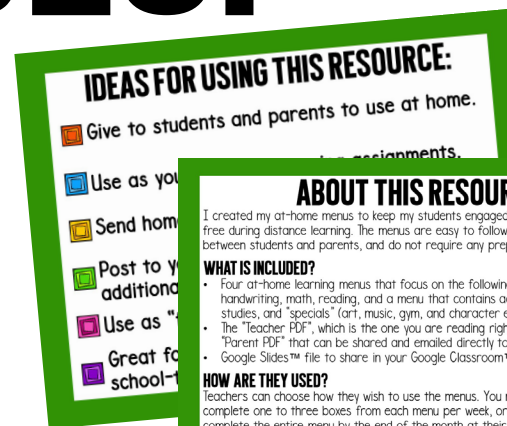
Reading Menu


• Choose a reading box to complete. When required, draw or write your response on a piece of paper or in a notebook.
 • Cross out the reading box you completed.

Read to Myself	Read with Someone	Read and Respond
Practice reading sight words! Look through your books, and find the following words: see, look, in, my, can, have, to, and go.	Time to get cozy! Snuggle up with a blanket and some cocoa today as you read with an adult at home.	Read a fiction book. Draw three to five things that happened in the book. Use your pictures to retell the story to yourself.
Nonfiction books give information. It is written to teach us about a topic. Read and enjoy your favorite nonfiction books today!	Gather up your favorite holiday books today. Enjoy some holiday reading time with an adult at home!	Read a nonfiction book. Draw three to five things you learned in the book. Use your pictures to retell what you learned.
Read nonfiction books. After every page, stop and retell the information you learned on that page. Keep reading.	Practice your listening skills . Ask someone at home to read a nonfiction book to you. At the end of each page, tell your partner what you learned.	The main idea is what the text is mostly about. Choose a book you read today, and draw the main idea. What was it all about? (Example: This book is about frogs.)
Choose a new nonfiction book. Before you read, take a sneak peek. Tell an adult what you think you will learn in the book. Ask some questions you are wondering before you read.	When we read nonfiction books, we can pretend we are news reporters who share information. Practice reading smoothly to an adult by sounding like a news reporter. Hold a pretend microphone as you read.	The details in a book are the pieces of information that tell us about the main idea. A book about frogs will have details or facts about frogs, such as what they eat. Read a nonfiction book, and draw three details or facts that you learned.
Today, reread a familiar nonfiction book. After you read the book, try to retell three to five facts you learned in the book. If you can't remember, go back and reread.	Gather ten books you have at home. With an adult, sort the books into two piles: fiction and nonfiction. (Reminder: Fiction is made-up, and nonfiction is real.)	Think about all of the books you have read so far this year. Write or draw pictures of five books you would like to read still. (Examples: shark books, fairy tales, unicorn books, etc.)

INCLUDES:

- Teacher PDF which has instructions, ideas, suggestions, and printable learning menus
- A link in the Teacher PDF that allows you add digital menus to your Google Slides and share them with your students
- Parent PDF that you can e-mail directly to the parents of your students (ink-friendly)






December

Math Menu

- Choose a math box to complete. Record your work and your answers on a piece of paper or in a notebook.
- Cross out the math box you chose.






Count	Write	Ten Frames
Count out loud from 0 to 40.	Trace the number 16. Then, write the number 16 on your own paper. Last, draw 16 things of your choice.	Show the number 16 by drawing dots in the ten frames.
Count out loud from 0 to 50.	Trace the number 17. Then, write the number 17 on your own paper. Last, draw 17 things of your choice.	Show the number 17 by drawing dots in the ten frames.
<ul style="list-style-type: none"> • Start at 3, and count to 13. • Start at 6, and count to 16. • Start at 9, and count to 19. 	Trace the number 18. Then, write the number 18 on your own paper. Last, draw 18 things of your choice.	Show the number 18 by drawing dots in the ten frames.
<ul style="list-style-type: none"> • Start at 11, and count to 21. • Start at 13, and count to 23. • Start at 17, and count to 27. 	Trace the number 19. Then, write the number 19 on your own paper. Last, draw 19 things of your choice.	Show the number 19 by drawing dots in the ten frames.



December

Writing Menu

- Choose a writing box to complete. Use proper handwriting and spacing.
- Cross out the writing box that you chose.

Ending Sounds	Handwriting	Writing Prompts
For each picture, say the word, and write the sound you hear at the end . 	Write your first and last name three times in your best handwriting. Draw a happy face next to the one you think looks best.	Draw a picture of a gift someone gave you. Copy the sentence, and fill in the blanks. Don't worry about spelling. Write what you hear. _____ gave me a _____.
For each picture, say the word, and write the sound you hear at the end . 	Write the alphabet in capital letters AND lowercase letters. Use your best handwriting. Example: Aa Bb Cc Dd Ee Ff	Draw a picture of something special you do with your family for the holidays. Copy the sentence, and fill in the blank. Don't worry about spelling. Write what you hear. My family likes to _____.
For each picture, say the word, and write the sound you hear at the end . 	Write your phone number three times. Write each number using your best handwriting.	Draw a picture of something kind you did for a friend. Copy the sentence, and fill in the blanks. Don't worry about spelling. Write what you hear. I was kind to _____ by _____.
For each picture, say the word, and write the sound you hear at the end . 	Copy this sentence in your best handwriting. Draw a picture to match. I like to play with friends.	Draw a picture of your favorite toy. Copy the sentence, and fill in the blank. Don't worry about spelling. Write what you hear. My favorite toy is _____.
For each picture, say the word, and write the sound you hear at the end . 	Copy this sentence in your best handwriting. Draw a picture to match. I am smart and kind.	Draw a picture of something you want to do this holiday season. Copy the sentence, and fill in the blank. Don't worry about spelling. Write what you hear. I want to _____.



December

Hands-On Learning Menu

- **Choose a learning box to complete.** If required, draw or write each answer down on a piece of a paper or in a notebook.
- **Cross out the learning box you completed.**

Science	Social Studies	Art, Music, Movement, Character
Talk with an adult about winter. What does it feel and look like? What clothes keep you warm? Draw a picture of the winter season, and draw yourself dressed for winter weather!	Spend time today talking to an adult about the holidays you celebrate as a family. A family tradition is something you might do together every year. What family traditions do you have?	See how many jumping jacks you can do in one minute. Have an adult count your jumping jacks and time you. Try to beat your score. Repeat the challenge with push-ups and sit-ups.
Talk with an adult about spring. What does it feel and look like? What clothes do you wear in the spring? Draw a picture of the spring season, and draw yourself dressed for spring weather!	Pretend that you are in charge of planning a holiday dinner for your family. Create a menu of foods you will eat at your holiday dinner.	Make a list of three of your favorite holiday songs from any holiday you celebrate with your family. Practice the three songs, and sing them with your family.
Talk with an adult about summer. What does it feel and look like? What clothes do you wear? Draw a picture of the summer season, and draw yourself dressed for summer weather!	In Mexico, the poinsettia, a plant with red flowers, is a popular decoration that is used during the Christmas holiday. Draw a picture of what your family uses to decorate during a special holiday.	Blue, red, and yellow are primary colors . Primary colors are used to create all other colors. Use crayons or markers to see what these color combinations make: red + blue, red + yellow, blue + yellow.
Talk with an adult about fall, or autumn. What does it feel and look like? What clothes do you wear in fall? Draw a picture of the fall season, and draw yourself dressed for fall weather!	Chinese New Year is a special holiday celebrated in China and other parts of the world. Draw a picture of what you would like to do during this holiday.	Give yourself a feeling of being thankful. Make a list of 10 things you are grateful for.
 December Reading Menu	PREVIEW	
Read to Myself	Read with Someone	Read and Respond
Practice reading sight words! Look through your books, and find the following words: see, look, in, my, can, have, to, and go.	Time to get cozy! Snuggle up with a blanket and some cocoa today as you read with an adult at home. 	Read a fiction book. Draw three to five things that happened in the book. Use your pictures to retell the story to yourself.
Nonfiction books give information. It is written to teach us about a topic. Read and enjoy your favorite nonfiction books today!	Gather up your favorite holiday books today. Enjoy some holiday reading time with an adult at home!	Read a nonfiction book. Draw three to five things you learned in the book. Use your pictures to retell what you learned.
Read nonfiction books. After every page, stop and retell the information you learned on that page. Keep reading. 	Practice your listening skills . Ask someone at home to read a <u>nonfiction book</u> to you. At the end of each page, tell your partner what you learned.	The main idea is what the text is mostly about. Choose a book you read today, and draw the main idea. What was it all about? (Example: This book is about frogs.)
Choose a new nonfiction book. Before you read, take a sneak peek. Tell an adult what you think you will learn in the book. Ask some questions you are wondering before you read.	When we read nonfiction books, we can pretend we are news reporters who share information. Practice reading smoothly to an adult by sounding like a news reporter. Hold a pretend microphone as you read.	The details in a book are the pieces of information that tell us about the main idea. A book about frogs will have details or facts about frogs, such as what they eat. Read a nonfiction book, and draw three details or facts that you learned.
Today, reread a familiar nonfiction book. After you read the book, try to retell three to five facts you learned in the book. If you can't remember, go back and reread.	Gather ten books you have at home. With an adult, sort the books into two piles: fiction and nonfiction. (Reminder: Fiction is made-up, and nonfiction is real.)	Think about all of the books you have read so far this year. Write or draw pictures of five books you would like to read still. (Examples: shark books, fairy tales, unicorn books, etc.)

©2020 Miss DeCarbo, Inc.

©2020 Miss DeCarbo, Inc.