


JANUARY

AT-HOME MENUS

for distance learning



January Hands-on Learning Menu

Science
Make a list of things in your home that make sounds! Listen carefully. Even things like the refrigerator can make sounds!
Sounds are made by vibrations. A vibration is a quick back-and-forth motion. Stretch out a rubber band and pluck it. Watch it vibrate. The vibration is the back-and-forth motion of the rubber band.
Pitch is how high or low a sound is. A sound with a high pitch is made with quick vibrations. Sing the "Happy Birthday" song with a high pitch. Sing it with a low pitch.

Social Studies
A good is something you buy that you can touch. With an adult, discuss some goods you and your family like to buy. Examples are bananas, mittens, and cars.
A service is something someone does for you. With an adult, discuss some services you and your family pay for. Examples are car washes and dental cleanings.
Circle the goods, and underline the services.
Crayons

Art, Music, Movement, Character
Get your body moving! If it's too cold or rainy outside, have a dance party inside! If it's nice and snowy outside, go out and build a snowman or play in the snow!
Make sounds with things around the house today. (Example: Use a spoon and metal pan.) Experiment with different objects. Make high, low, loud, and soft sounds!
Learn how to sing "Zzzzzz" the z.

Choose a learning box to complete. If required, draw or write each answer down on a piece of a paper or in a notebook.
Cross out the learning box you completed.

January Math Menu

Count & Write Numbers
Count down from 20 to 0 three times. Write your numbers as neatly as you can, starting at 20 and counting down to 0.
Start at 0, and count to 120. Dance each time you reach a new decade! (Dance when you say "10", "20", "30", "40", "50", "60", "70", "80", "90", "100", "110", and "120".)
Start at 19, and count to 39.
Start at 26, and count to 46.
Start at 89, and count to 109.
Start at 91, and count to 119.
Start at 80, and count to 120.
Count by tens up to 100.

Exploring Numbers
Draw the tens and ones. Use | for tens and • for ones. Write the number in expanded form. (Example: 50 = 3 = 53)
13
Draw the tens and ones. Use | for tens and • for ones. Write the number in expanded form.
19
Draw the tens and ones. Use | for tens and • for ones. Write the number in expanded form.
26
Draw the tens and ones. Use | for tens and • for ones. Write the number in expanded form.

Subtraction Story Problems
Draw a picture, and solve this word problem.
Cam had six mittens. She lost three mittens. How many mittens does Cam have now?
Draw a picture, and solve this word problem.
There were eight snowmen in the yard. Five of them melted. How many snowmen are left?
Draw a picture, and solve this word problem.
Jake made twelve snowballs. He threw seven snowballs. How many snowballs does he have?
Draw a picture, and solve this word problem.
Twenty kids were outside. Eleven kids went inside. How many kids are still outside?
Draw a picture, and solve this word problem.

Choose a math box to complete. Record your work and your answers on a piece of paper or in a notebook.
Cross out the math box you chose.

January Reading Menu

Read to Myself
Snuggle up with books today! Grab a cozy blanket and your favorite stuffed friend. Enjoy some cozy independent reading time!
Gather the books you will read today. After you read each book, put it in a pile. Watch your pile of books get taller! When you're done, reread the books in your pile.
It's igloo reading day! Make a fort with blankets. Pretend that it's on Igloo and that it's really cold outside! Read your book inside your pretend igloo.
Focus on your reading stamina today. Remember, stamina is being able to do something for a long time without stopping.
Have a pajama reading day! Put on your favorite pajamas, and find a cozy place to read your favorite books.
















Read to Someone
The table of contents is at the front of a book. It tells the names of chapters and on which page they start. Look through your books, and find a table of contents!
Labels tell the names of parts of a photograph or illustration. For example, a photograph of a frog might have labels for the frog's body parts. Look through your books, and find some labels.
The glossary gives the definitions or meanings of important words found in the book. The glossary is usually at the end of the book. Look through your books, and find the glossaries.
Use the "I read, you read" strategy. Take turns reading the pages of your books with an adult. Read with expression!
Practice reading sight words! With an adult, find the following words in your books: **out, about, over, any, each, say, says, because, down, and another.**

Read and Respond
Let's Review! Read a book, and draw a picture of the setting. The setting is where and when the story takes place.
Let's Review! Read a fiction book, and draw the characters in the book. The characters are the people, animals, or creatures in the book. Label each picture with the character's name.
Let's Review! Read a book, and write about the problem and the solution. Remember, the problem is what goes wrong. The solution is how the problem gets fixed.
Let's Review! Read a book, and write down the main idea. Remember, the main idea is what the text is mostly about.
Let's Review! Read a fiction book, and retell the story after you read. Draw pictures or write down what happened in the beginning, middle, and end of the story.

Choose a reading box to complete. When required, draw or write down your response on a piece of paper or in a notebook.
Cross out the reading box you completed.


January Writing Menu

Choose a writing box to complete. Remember to stretch out each word and write down all of the sounds you hear. Use proper spacing!
Cross out the writing activity box that you chose.

Writing Prompts	Fix the Sentence	Word Work: R-Controlled Vowels
Creative Writing: Pretend that you are snowed in at school for the night! What would you do? Write a story about the night you were stuck at school during a snowstorm.	Fix the mistakes in the sentence. Rewrite the corrected sentence in your nicest handwriting. i maDe yuo a card	Say and spell the word for each picture. Each word in this box has the following r-controlled vowel: ar   
Creative Writing: Would you rather be a penguin or a polar bear? Why?	Fix the mistakes in the sentence. Rewrite the corrected sentence in your nicest handwriting. i lik mi red bike	Say and spell the word for each picture. Each word in this box has the following r-controlled vowel: er   
How-To Writing: Teach someone how to make hot chocolate. Make a list of what is needed. Write each step. Use the words "first", "then", "after", "next", and "last".	Fix the mistakes in the sentence. Rewrite the corrected sentence in your nicest handwriting. cna we go to the paRk	Say and spell the word for each picture. Each word in this box has the following r-controlled vowel: ir   
How-To Writing: Teach someone how to make a snowman! Make a list of what is needed. Then, write each step. Use the words "first", "then", "after", "next", and "last".	Fix the mistakes in the sentence. Rewrite the corrected sentence in your nicest handwriting. hE haz a bloo scarf	Say and spell the word for each picture. Each word in this box has the following r-controlled vowel: or   
How-To Writing: Your choice! Think of something you want to teach someone else how to do. Make a list of what is needed. Write each step for your reader. Use the words "first", "then", "after", "next", and "last".	Fix the mistakes in the sentence. Rewrite the corrected sentence in your nicest handwriting. thE dog berks at the car	Say and spell the word for each picture. Each word in this box has the following r-controlled vowel: ur   

4 LEARNING MENUS:


- Writing
- Math
- Reading
- Hands-On Learning Menu that incorporates science, social studies, art/music/PE/character education



January Math Menu

- Choose a math box to complete. Record your work and your answers on a piece of paper or in a notebook.
- Cross out the math box you chose.


Count & Write Numbers	Exploring Numbers	Subtraction Story Problems
Count down from 20 to 0 three times. Write your numbers as neatly as you can, starting at 20 and counting down to 0.	Draw the tens and ones. Use 1 for tens and ● for ones. Write the number in expanded form. (Example: 50 + 3 = 53) 13 _____ + _____ = _____	Draw a picture, and solve this word problem. Cam had six mittens. She lost three mittens. How many mittens does Cam have now?
Start at 0, and count to 120. Dance each time you reach a new decade! (Dance when you say "10", "20", "30", "40", "50", "60", "70", "80", "90", "100", "110", and "120".)	Draw the tens and ones. Use 1 for tens and ● for ones. Write the number in expanded form. 19 _____ + _____ = _____	Draw a picture, and solve this word problem. There were eight snowmen in the yard. Five of them melted. How many snowmen are left?
• Start at 19, and count to 39. • Start at 26, and count to 46. • Start at 89, and count to 109. • Start at 91, and count to 119. • Start at 80, and count to 120.	Draw the tens and ones. Use 1 for tens and ● for ones. Write the number in expanded form. 26 _____ + _____ = _____	Draw a picture, and solve this word problem. Jake made twelve snowballs. He threw seven snowballs. How many snowballs does he have?
• Start at 3, and count by tens up to 63. (3, 13, 23, 33, 43, etc.)	Draw the tens and ones. Use 1 for tens and ● for ones. Write the number in expanded form.	Draw a picture, and solve this word problem.



January Reading Menu
















- Choose a reading box to complete. When required, jot down your response on a piece of paper or in a notebook.
- Cross out the reading box you completed.


Read to Myself	Read to Someone	Respond to Reading
Snuggle up with books today! Grab a cozy blanket and your favorite stuffed friend. Enjoy some cozy independent reading time!	The table of contents is at the front of a book. It tells the names of chapters and on which page they start. Look through your books, and find a table of contents!	Let's Review! Read a book, and draw a picture of the setting. The setting is where and when the story takes place.
Gather the books you will read today. After you read each book, put it in a pile. Watch your pile of books get taller! When you're done, reread the books in your pile.	Labels tell the names of parts of a photograph or illustration. For example, a photograph of a frog might have labels for the frog's body parts. Look through your books, and find some labels.	Let's Review! Read a fiction book, and draw the characters in the book. The characters are the people, animals, or creatures in the book. Label each picture with the character's name.
It's igloo reading day! Make a fort with blankets. Pretend that it's an igloo and that it's really cold outside! Read your books inside your pretend igloo!	The glossary gives the definitions, or meanings, of important words found in the book. The glossary is usually at the end of the book. Look through your books, and find the glossaries.	Let's Review! Read a book, and write about the problem and the solution. Remember, the problem is what goes wrong. The solution is how the problem gets fixed.
Focus on your reading stamina today. Remember, stamina is being able to do something for a long time without	Use the "I read, you read" strategy. Take turns reading the pages of your books with an adult. Read with expression!	Let's Review! Read a book, and write down the main idea. Remember, the main idea is what the text is mostly about.



January Writing Menu

- Choose a prompt, and write about it. Don't forget to write in complete sentences. Stretch out each word, and use capital letters and punctuation!
- Cross out the writing prompt you chose.

Writing Prompts	Fix the Sentence	Word Work: R-Controlled Vowels
Creative Writing: Pretend that you are snowed in at school for the night! What would you do? Write a story about the night you were stuck at school during a snowstorm.	Fix the mistakes in the sentence. Rewrite the corrected sentence in your nicest handwriting. i maDe yuo a card	Say and spell the word for each picture. Each word in this box has the following r-controlled vowel: ar   
Creative Writing: Would you rather be a penguin or a polar bear? Why?	Fix the mistakes in the sentence. Rewrite the corrected sentence in your nicest handwriting. i lik mi red bike	Say and spell the word for each picture. Each word in this box has the following r-controlled vowel: er   
How-To Writing: Teach someone how to make hot chocolate. Make a list of what is needed. Write each step. Use the words "first", "then", "after", "next", and "last".	Fix the mistakes in the sentence. Rewrite the corrected sentence in your nicest handwriting. cna we go to the paRk	Say and spell the word for each picture. Each word in this box has the following r-controlled vowel: ir   
How-To Writing: Teach someone how to make a snowman! Make a list of what is needed. Then, write each step. Use the words "first", "then", "after", "next", and "last".	Fix the mistakes in the sentence. Rewrite the corrected sentence in your nicest handwriting. hE haz a bloo scarf	Say and spell the word for each picture. Each word in this box has the following r-controlled vowel: or   
How-To Writing: Your choice! Think of something you want to teach someone else how to do. Make a list of what is needed. Write each step for your reader. Use the words "first", "then", "after", "next", and "last".	Fix the mistakes in the sentence. Rewrite the corrected sentence in your nicest handwriting. thE dog berks at the car	Say and spell the word for each picture. Each word in this box has the following r-controlled vowel: ur   



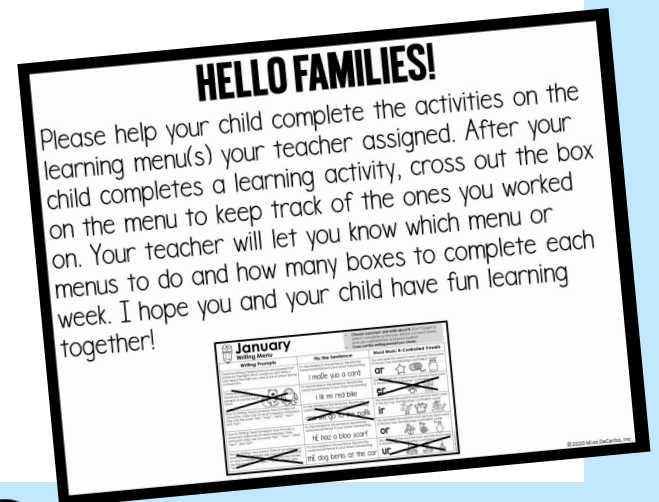

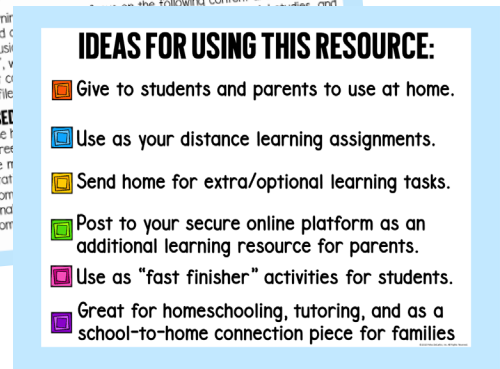
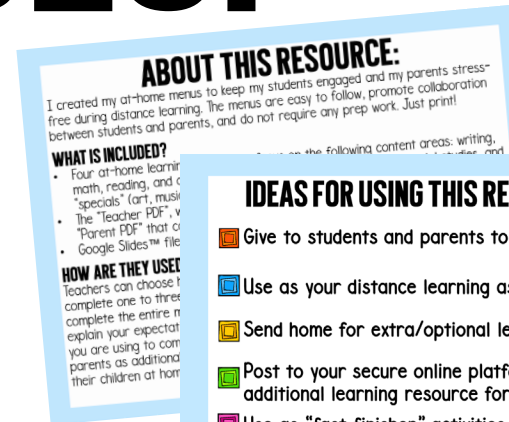
January Hands-On Menu

- Choose a learning box to complete. If required, jot each answer down on a piece of paper or in a notebook.
- Cross out the learning box you completed.

Science	Social Studies	Art, Music, Movement, Character
Make a list of things in your home that make sound! Listen carefully. Even things like the refrigerator can make sounds!	A good is something you buy that you can touch. With an adult, discuss some goods you and your family like to buy. Examples are bananas, mittens, and cars.	Get your body moving! If it's too cold or rainy outside, have a dance party inside! If it's nice and snowy outside, go out and build a snowman or play in the snow!
Sounds are made by vibrations. A vibration is a quick back-and-forth motion. Stretch out a rubber band and pluck it. Watch it vibrate. The vibrations are the back-and-forth motion of the rubber band.	A service is something someone does for you. With an adult, discuss some services you and your family pay for. Examples are car washes and dental cleanings.	Make sounds with things around the house today. (Example: Use a spoon and metal pan.) Experiment with different objects. Make high, low, loud, and soft sounds!
Pitch is how high or low a sound is. A sound with a high pitch is made with quick vibrations. Sing the "Happy Birthday" song with a high pitch. Sing it with a low pitch.	Circle the goods, and underline the services. crayons haircut babysitting shoes	Learn how to sing "Frosty the Snowman" today with an adult at home. Sing the song for your family.
Volume is how loud or soft a sound is. With an adult, discuss things that make loud noises, such as airplanes, and things that make soft noises, such as whispering. Can YOU make loud and soft sounds? Give it a try!	If you could open up your own shop, what would you sell? Would you provide goods or a service at your shop? Draw a picture, and tell an adult about your shop!	Perseverance means not giving up even when something is hard. Draw a picture or write about something that was hard for you to learn how to do, but that with practice, you got better!
We use sound to communicate. Discuss how birds, people, and babies use sound to communicate. How is a horn used to communicate when driving a vehicle?	Communication is sending and receiving messages. With an adult, discuss and make a list of ways people communicate with one another. (Example: email)	Write down three goals you have for 2021 that you are going to work hard to achieve this year!

INCLUDES:



- Teacher PDF which has instructions, ideas, suggestions, and printable learning menus
- A link in the Teacher PDF that allows you add digital menus to your Google Slides™ and share them with your students
- Parent PDF that you can e-mail directly to the parents of your students (ink-friendly)





















January Reading Menu

- **Choose a reading box to complete.** When required, draw or write down your response on a piece of paper or in a notebook.
- **Cross out the reading box you completed.**

Read to Myself	Read to Someone	Read and Respond
Snuggle up with books today! Grab a cozy blanket and your favorite stuffed friend. Enjoy some cozy independent reading time!	The table of contents is at the front of a book. It tells the names of chapters and on which page they start. Look through your books, and find a table of contents!	Let's Review! Read a book, and draw a picture of the setting. The setting is where and when the story takes place.
Gather the books you will read today. After you read each book, put it in a pile. Watch your pile of books get taller! When you're done, reread the books in your pile. 	Labels tell the names of parts of a photograph or illustration. For example, a photograph of a frog might have labels for the frog's body parts. Look through your books, and find some labels.	Let's Review! Read a fiction book, and draw the characters in the book. The characters are the people, animals, or creatures in the book. Label each picture with the character's name.
It's igloo reading day! Make a fort with blankets. Pretend that it's an igloo and that it's really cold outside! Read your books inside your pretend igloo! 	The glossary gives the definitions, or meanings, of important words found in the book. The glossary is usually at the end of the book. Look through your books, and find...	Let's Review! Read a book, and write about the problem in the story. Remember, the problem is what is wrong. Write about the problem you found in the book.

Focus on your reading stamina today. Remember, stamina is the ability to do something for a long time without stopping.	Choose a writing box to complete. Remember to stretch out each word and write down all of the sounds you hear. Use proper spacing!
Have a pajama reading day! Put on your favorite pajamas, and find a cozy place to read your favorite books. 	Cross out the writing activity box that you chose.

PREVIEW

Writing Prompt	Fix the Sentence	Word Work: R-Controlled Vowels
Creative Writing: Pretend that you are stuck in at school for the night! What would you do? Write a story about the night you were stuck at school during a snowstorm.	Fix the mistakes in the sentence. Rewrite the corrected sentence in your nicest handwriting. i maDe yuo a card	Say and spell the word for each picture. Each word in this box has the following r-controlled vowel: ar   
Creative Writing: Would you rather be a penguin or a polar bear? Why?  	Fix the mistakes in the sentence. Rewrite the corrected sentence in your nicest handwriting. i lik mi red bike	Say and spell the word for each picture. Each word in this box has the following r-controlled vowel: er  
How-To Writing: Teach someone how to make hot chocolate. Make a list of what is needed. Write each step. Use the words "first", "then", "after", "next", and "last".	Fix the mistakes in the sentence. Rewrite the corrected sentence in your nicest handwriting. cna we go to the paRk	Say and spell the word for each picture. Each word in this box has the following r-controlled vowel: ir   
How-To Writing: Teach someone how to make a snowman! Make a list of what is needed. Then, write each step. Use the words "first", "then", "after", "next", and "last".	Fix the mistakes in the sentence. Rewrite the corrected sentence in your nicest handwriting. hE haz a bloo scarf	Say and spell the word for each picture. Each word in this box has the following r-controlled vowel: or   
How-To Writing: Your choice! Think of something you want to teach someone else how to do. Make a list of what is needed. Write each step for your reader. Use the words "first", "then", "after", "next", and "last".	Fix the mistakes in the sentence. Rewrite the corrected sentence in your nicest handwriting. thE dog berks at the car	Say and spell the word for each picture. Each word in this box has the following r-controlled vowel: ur   

© 2020 Miss DeCarbo, Inc.



January

Math Menu

- **Choose a math box to complete.** Record your work and your answers on a piece of paper or in a notebook.
- **Cross out the math box you chose.**

Count & Write Numbers	Exploring Numbers	Subtraction Story Problems
Count down from 20 to 0 three times. Write your numbers as neatly as you can, starting at 20 and counting down to 0.	Draw the tens and ones. Use for tens and • for ones. Write the number in expanded form. (Example: $50 + 3 = 53$) 13 _____ + _____ = _____	Draw a picture, and solve this word problem. Cam had six mittens. She lost three mittens. How many mittens does Cam have now?
Start at 0, and count to 120. Dance each time you reach a new decade! (Dance when you say "10", "20", "30", "40", "50", "60", "70", "80", "90", "100", "110", and "120".)	Draw the tens and ones. Use for tens and • for ones. Write the number in expanded form. 19 _____ + _____ = _____	Draw a picture, and solve this word problem. There were eight snowmen in the yard. Five of them melted. How many snowmen are left?
<ul style="list-style-type: none"> • Start at 19, and count to 39. • Start at 26, and count to 46. • Start at 89, and count to 109. • Start at 91, and count to 119. • Start at 80, and count to 120. 	Draw the tens and ones. Use for tens and • for ones. Write the number in expanded form. 26 _____ + _____ = _____	Draw a picture, and solve this word problem. Ia made two snowmen. There are seven snowmen in the yard. How many more snowmen does she need?
<ul style="list-style-type: none"> • Start at 3, and count by tens up to 63. (3, 13, 23, 33, 43, etc.) • Start at 52, and count by tens up to 102. • Start at 12, and count by tens up to 112. 	Draw the tens and ones. Use for tens and • for ones. Write the number in expanded form.	Draw a picture, and solve this word problem.

PREVIEW

- **Choose a learning box to complete.** If required, draw or write each answer down on a piece of a paper or in a notebook.
- **Cross out the learning box you completed.**

Math	Social Studies	Art, Music, Movement, Character
<p>Write the missing numbers.</p> <ul style="list-style-type: none"> • 24, 25, 26, _____, _____, _____ • 47, 48, 49, _____, _____, _____ • 108, 109, 110, _____, _____, _____ 	<p>A good is something you buy that you can touch. With an adult, discuss some goods you and your family like to buy. Examples are bananas, mittens, and cars.</p>	<p>Get your body moving! If it's too cold or rainy outside, have a dance party inside! If it's nice and snowy outside, go out and build a snowman or play in the snow!</p>
<p>Sounds are made by vibrations. A vibration is a quick back-and-forth motion. Stretch out a rubber band and pluck it. Watch it vibrate. The vibration is the back-and-forth motion of the rubber band.</p>	<p>A service is something someone does for you. With an adult, discuss some services you and your family pay for. Examples are car washes and dental cleanings.</p>	<p>Make sounds with things around the house today. (Example: Use a spoon and metal pan.) Experiment with different objects. Make high, low, loud, and soft sounds!</p>
<p>Pitch is how high or low a sound is. A sound with a high pitch is made with quick vibrations. Sing the "Happy Birthday" song with a high pitch. Sing it with a low pitch.</p>	<p>Circle the goods, and underline the services.</p> <p>crayons haircut babysitting shoes</p>	<p>Learn how to sing "Frosty the Snowman" today with an adult at home. Sing the song for your family.</p> 
<p>Volume is how loud or soft a sound is. With an adult, discuss things that make loud noises, such as airplanes, and things that make soft noises, such as whispering. Can YOU make loud and soft sounds? Give it a try!</p>	<p>If you could open up your own shop, what would you sell? Would you provide goods or a service at your shop? Draw a picture, and tell an adult about your shop!</p> 	<p>Perseverance means not giving up even when something is hard. Draw a picture or write about something that was hard for you to learn how to do, but that with practice, you got better!</p>
<p>We use sound to communicate. Discuss how birds, people, and babies use sound to communicate. How is a horn used to communicate when driving a vehicle?</p>	<p>Communication is sending and receiving messages. With an adult, discuss and make a list of ways people communicate with one another. (Example: email)</p>	<p>Write down three goals you have for 2021 that you are going to work hard to achieve this year!</p> 

ABOUT MISS DECARBO

Christina DeCarbo-Wagers is an elementary teacher from Northeast Ohio. She holds a Bachelor's degree in Early Childhood Education, a Master's degree in Elementary Literacy, and a specialized K-12 reading endorsement. Christina has experience in instructional consulting, literacy coaching, and professional development services. Over the course of her career, she has presented literacy workshops and professional development sessions for Staff Development of Educators, ASCD, and state and local educational conferences. Christina has also provided extensive services and trainings for school districts and educational service centers across the state of Ohio.

Christina is passionate about helping students reach their greatest potential as readers and writers. Her engaging resources are based on developmentally-appropriate research and are founded in the importance of critical thinking, creativity, and problem-solving skills for young learners. Her educational company, Miss DeCarbo, Inc., was founded in 2012 and provides educators with curriculum, ideas, research-based advice, and inspiration. You can learn more about Miss DeCarbo by visiting her website, www.missdecarbo.com.



CLIP ART & FONT CREDITS:

