

# JANUARY KINDERGARTEN AT-HOME MENUS for distance learning



## January

### Hands-on Learning Menu

Choose a learning box to complete, if required, draw or write each answer down on a piece of a paper or in a notebook.  
Cross out the learning box you completed.

Science	Social Studies	Art, Music, Movement, Character Education
Discuss the habitat each of these plants and animals would live in with an adult. Draw the habitat for each.	A good is something you buy that you can touch. With an adult, discuss some goods you and your family like to buy. Examples are bananas, mittens, and cars.	Get your body moving! If it's too cold or rainy outside, have a dance party inside! If it's nice and snowy outside, go out and build a snowman or play in the snow!
Gather up ten toys. With an adult's help, sort the toys into groups based on size, color, or texture.	A service is something someone does for you. With an adult, discuss some services you and your family pay for. Examples are car wash, and cleaning.	Make sounds with things around the house today. (Example: spoon on a spoon.)

With an adult's help, draw or write down your response on a piece of paper or in a notebook.  
Cross out the reading box you completed.

## January

### Reading Menu

Choose a reading box to complete. Draw or write down your response on a piece of paper or in a notebook.  
Cross out the reading box you completed.

Read to Myself	Read with Someone	Read and Respond
Struggle up with books today! Grab a cozy blanket and your favorite stuffed friend. Enjoy some cozy independent reading time!	Practice reading your color words today! Ask an adult to write the following color words on cards. Practice reading the color words together: red, orange, yellow, green, blue, purple, pink, brown, black, gray.	Let's Review! Read a book, and draw a picture of the setting. The setting is where and when the story takes place.
Gather the books you will read today. After you read each book, put it in a pile. Watch your pile of books get taller! When you're done, reread the books in your pile.	Sing the song below to the tune of the Farmer and the Dell. Find the authors and illustrations of the books you read and write the author's name and the book's title.	Let's Review! Read a book, and draw the problem and the solution. Remember, the problem is what goes wrong. The solution is how the problem gets solved.

## January

### Writing Menu

Choose a writing box to complete. Use proper handwriting and spacing. Cross out the writing box that you chose.

Medial Sounds	Handwriting Review	Draw and Label
For each picture, say the word, and write the sound you hear in the middle.	Write the following tall letters three times each. Remember, tall letters touch the top line.	Draw a picture of a snowman. Label each part of the snowman. Stretch out each word, and write the sounds you hear. Optional Challenge: Try to write a sentence about your picture!
For each picture, say the word, and write the sound you hear in the middle.	Write the following set of short letters three times each. Short letters start at or just below the middle dotted line.	Draw a picture of a penguin. Label as much as you can. Stretch out each word, and write the sounds you hear. Optional Challenge: Try to write a sentence about your picture!
For each picture, say the word, and write the sound you hear in the middle.	Write the following set of short letters three times each. Short letters start at or just below the middle dotted line.	Draw a picture of something you like to do in the winter. Label as much as you can. Stretch out each word, and write the sounds you hear. Optional Challenge: Try to write a sentence about your picture!
For each picture, say the word, and write the sound you hear in the middle.	Write the following hanging letters three times each. Remember, hanging letters fall below the bottom line.	Draw a picture of anything you want! Label as much as you can. Stretch out each word, and write the sounds you hear. Optional Challenge: Try to write a sentence about your picture!
For each picture, say the word, and write the sound you hear in the middle.	With an adult's help, write the following in your best handwriting: your first, middle, and last name your address your phone number	

## January

### Math Menu


Choose a math box to complete. Record your work and your answers on a piece of paper or in a notebook.  
Cross out the math box you chose.

Count	Exploring Numbers	Practice Addition to 5
Count out loud from 0 to 50.	Color in the number that is <b>greater</b> .	Add. Write the sum.
Count out loud from 0 to 100 by 10s. Say, "10", "20", "30", "40", "50", "60", "70", "80", "90", and "100".	Color in the number that is <b>greater</b> .	Add. Write the sum.
Repeat this THREE times!	Color in the number that is <b>greater</b> .	Add. Write the sum.
Start at 12, and count to 22. Start at 15, and count to 35. Start at 19, and count to 49.	Color in the number that is <b>less</b> .	Add. Write the sum.
Start at 11, and count to 41. Start at 18, and count to 48. Start at 23, and count to 43.	Color in the number that is <b>less</b> .	Add. Write the sum.
Write your numbers as neatly as you can from 0 to 20. Take your time, and use your best handwriting.		



# 4 LEARNING MENUS:


- Handwriting and Writing
- Math
- Reading
- Hands-On Learning Menu that incorporates science, social studies, art/music/PE/character education



## January Reading Menu

- Choose a reading box to complete. When required, draw or write your response on a piece of paper or in a notebook.
- Cross out the reading box you completed.


Read to Myself	Read with Someone	Read and Respond
Snuggle up with books today! Grab a cozy blanket and your favorite stuffed friend. Enjoy some cozy independent reading time!	Use the "I read, you read" strategy. Take turns reading the pages of your books with an adult. Read with expression!	Let's Review! Read a book, and draw a picture of the setting. The setting is where and when the story takes place.
Gather the books you will read today. After you read each book, put it in a pile. Watch your pile of books get taller! When you're done, reread the books in your pile.	Practice reading your color words today! Ask an adult to write the following color words on cards. Practice reading the color words together. <b>red, orange, yellow, green, blue, purple, pink, brown, black, gray</b>	Let's Review! Read a fiction book, and draw the characters in the book. The characters are the people, animals, or creatures in the book. Label each picture with the character's name.
It's igloo reading day! Make a fort with blankets. Pretend that it's an igloo and that it's really cold outside! Read your books inside your pretend igloo!	Sing the song below to the tune of The Farmer and the Dell. Find the authors and illustrators of the books you read together! "The author writes the book. The author writes the book. Hi-ho the derry-o, the author writes the book! The illustrator draws. The illustrator draws. Hi-ho the derry-o, the illustrator draws!"	Let's Review! Read a book, and draw the problem and the solution. Remember, the problem is what goes wrong. The solution is how the problem gets fixed.
Focus on your reading stamina today. Remember, stamina is being able to do	Read a fiction book to an adult. Have the adult ask questions about the story after you	Let's Review! Read a book, and draw a picture of the main idea. Remember, the



## January Hands-On Learning Menu

- Choose a learning box to complete. If required, draw or write each answer down on a piece of paper or in a notebook.
- Cross out the learning box you completed.


Science	Social Studies	Art, Music, Movement, Character
Discuss the habitat each of these plants and animals would live in with an adult. Draw the habitat for each.	A good is something you buy that you can touch. With an adult, discuss some goods you and your family like to buy. Examples are bananas, mittens, and cars.	Get your body moving! If it's too cold or rainy outside, have a dance party inside! If it's nice and snowy outside, go out and build a snowman or play in the snow!
Gather up ten toys. With an adult's help, sort the toys into groups based on size, color, or texture.	A service is something someone does for you. With an adult, discuss some services you and your family pay for. Examples are car washes and dental cleanings.	Make sounds with things around the house today. (Example: Use a spoon and metal pan.) Experiment with different objects. Make high, low, loud, and soft sounds!
With an adult's help, discuss how these two mugs of cocoa are the same and different.	Circle the goods, and underline the services. <b>crayons babysitting haircut shoes</b>	Learn how to sing "Frosty the Snowman" today with an adult at home. Sing the song for your family.
Study the two groups of objects. Explain to an adult how and why the objects were sorted this way.	If you could open up your own shop, what would you sell? Would you provide goods or a service at your shop? Draw a picture, and tell an adult about your shop!	Perseverance means working hard and not giving up, even when something is hard. Draw a picture of something that was hard for you to learn how to do, but after you practiced, you got better!



## January Math Menu

- Choose a math box to complete. Record your work and your answers on a piece of paper or in a notebook.
- Cross out the math box you chose.

Count	Ten Frames	Addition Stories to 5
Count out loud from 0 to 50.	Color in the number that is <b>greater</b> .	Add. Write the sum.
Count out loud from 0 to 100 by 10s. Say, "10", "20", "30", "40", "50", "60", "70", "80", "90", and "100". Repeat this THREE times!	Color in the number that is <b>greater</b> .	Add. Write the sum.
• Start at 12, and count to 22. • Start at 15, and count to 35. • Start at 19, and count to 49.	Color in the number that is <b>greater</b> .	Add. Write the sum.
• Start at 11, and count to 41. • Start at 18, and count to 48. • Start at 23, and count to 43.	Color in the number that is <b>less</b> .	Add. Write the sum.
Write your numbers as neatly as you can from 0 to 20. Take your time, and use your best handwriting.	Color in the number that is <b>less</b> .	Add. Write the sum.



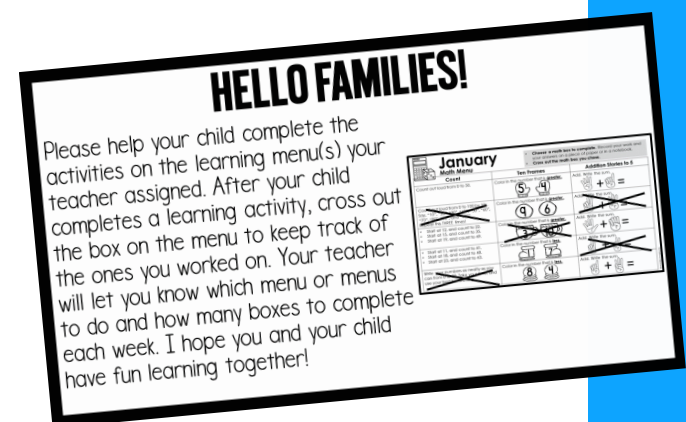

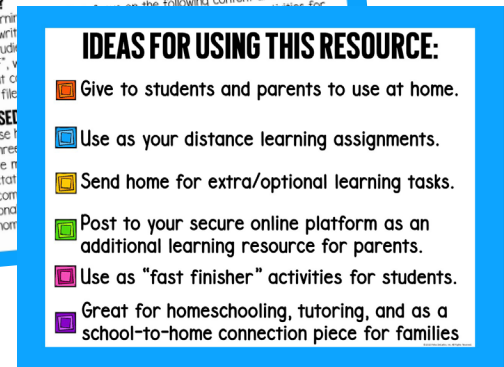
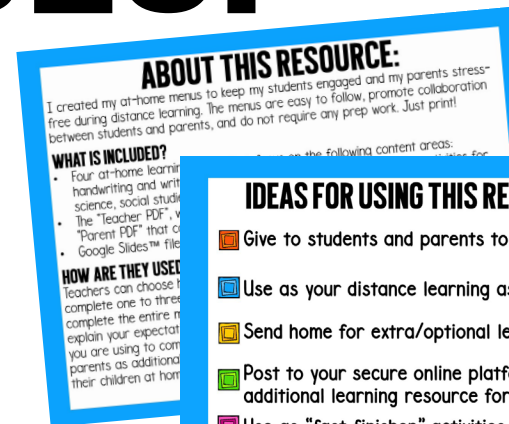
## January Writing Menu

- Choose a writing box to complete. Use proper handwriting and spacing.
- Cross out the writing box that you chose.

Medial Sounds	Handwriting Review	Draw and Label
For each picture, say the word, and write the sound you hear in the <b>middle</b> .	Write the following tall letters three times each. Remember, tall letters touch the top line.	Draw a picture of a snowman. Label the parts of your snowman. Stretch out each word, and write the sounds you hear.
For each picture, say the word, and write the sound you hear in the <b>middle</b> .	Write the following set of short letters three times each. Short letters start at or just below the middle dotted line.	Draw a picture of penguin. Label as much as you can. Stretch out each word, and write the sounds you hear.
For each picture, say the word, and write the sound you hear in the <b>middle</b> .	Write the following set of short letters three times each. Short letters start at or just below the middle dotted line.	Draw a picture of something you like to do in the winter. Label as much as you can. Stretch out each word, and write the sounds you hear.
For each picture, say the word, and write the sound you hear in the <b>middle</b> .	Write the following hanging letters three times each. Remember, hanging letters fall below the bottom line.	Draw a picture of anything you want! Label as much as you can. Stretch out each word, and write the sounds you hear.
For each picture, say the word, and write the sound you hear in the <b>middle</b> .	With an adult's help, write the following in your best handwriting: • your first, middle, and last name • your address • your phone number	Draw a picture of anything you want! Label as much as you can. Stretch out each word, and write the sounds you hear.

# INCLUDES:

- Teacher PDF which has instructions, ideas, suggestions, and printable learning menus
- A link in the Teacher PDF that allows you add digital menus to your Google Slides and share them with your students
- Parent PDF that you can e-mail directly to the parents of your students (ink-friendly)






















# January

## Math Menu

- Choose a math box to complete. Record your work and your answers on a piece of paper or in a notebook.
- Cross out the math box you chose.

Count	Ten Frames	Addition Stories to 5
Count out loud from 0 to 50.	Color in the number that is <b>greater</b> .  	Add. Write the sum.  +  =
Count out loud from 0 to 100 by 10s. Say, "10", "20", "30", "40", "50", "60", "70", "80", "90", and "100". Repeat this THREE times!	Color in the number that is <b>greater</b> .  	Add. Write the sum.  +  =
<ul style="list-style-type: none"> <li>• Start at 12, and count to 22.</li> <li>• Start at 15, and count to 35.</li> <li>• Start at 19, and count to 49.</li> </ul>	Color in the number that is <b>greater</b> .  	Add. Write the sum.  +  =
<ul style="list-style-type: none"> <li>• Start at 11, and count to 41.</li> <li>• Start at 18, and count to 48.</li> <li>• Start at 22, and count to 52.</li> </ul>	Color in the number that is <b>greater</b> .  	Add. Write the sum.  -  =











































Write  
your  
name  
and  
use



# January

## Writing Menu

- Choose a writing box to complete. Use paper handwriting and spacing.
- Cross out the writing box that you chose.

Medial Sounds	Handwriting Review	Draw and Label
For each picture, say the word, and write the sound you hear in the <b>middle</b> .   	Write the following tall letters three times each. Remember, tall letters touch the top line.        	Draw a picture of a snowman. Label the parts of your snowman. Stretch out each word, and write the sounds you hear. Optional Challenge: Try to write a sentence about your picture!
For each picture, say the word, and write the sound you hear in the <b>middle</b> .   	Write the following set of short letters three times each. Short letters start at or just below the middle dotted line.       	Draw a picture of penguin. Label as much as you can. Stretch out each word, and write the sounds you hear. Optional Challenge: Try to write a sentence about your picture!
For each picture, say the word, and write the sound you hear in the <b>middle</b> .   	Write the following set of short letters three times each. Short letters start at or just below the middle dotted line.       	Draw a picture of something you like to do in the winter. Label as much as you can. Stretch out each word, and write the sounds you hear. Optional Challenge: Try to write a sentence about your picture!
For each picture, say the word, and write the sound you hear in the <b>middle</b> .   	Write the following hanging letters three times each. Remember, hanging letters fall below the bottom line.     	Draw a picture of anything you want! Label as much as you can. Stretch out each word, and write the sounds you hear. Optional Challenge: Try to write a sentence about your picture!
For each picture, say the word, and write the sound you hear in the <b>middle</b> .   	With an adult's help, write the following in your best handwriting: <ul style="list-style-type: none"> <li>• your first, middle, and last name</li> <li>• your address</li> <li>• your phone number</li> </ul>	Draw a picture of anything you want! Label as much as you can. Stretch out each word, and write the sounds you hear. Optional Challenge: Try to write a sentence about your picture!

©2020 Miss DeCarbo, Inc.








©2020 Miss DeCarbo, Inc.



# January

## Hands-On Learning Menu

- **Choose a learning box to complete.** If required, draw or write each answer down on a piece of a paper or in a notebook.
- **Cross out the learning box you completed.**

Science	Social Studies	Art, Music, Movement, Character
Discuss the habitat each of these plants and animals would live in with an adult. Draw the habitat for each. 	A good is something you buy that you can touch. With an adult, discuss some goods you and your family like to buy. Examples are bananas, mittens, and cars.	Get your body moving! If it's too cold or rainy outside, have a dance party inside! If it's nice and snowy outside, go out and build a snowman or play in the snow!
Gather up ten toys. With an adult's help, sort the toys into groups based on size, color, or texture.	A service is something someone does for you. With an adult, discuss some services you and your family pay for. Examples are car washes and dental cleanings.	Make sounds with things around the house today. (Example: Use a spoon and metal pan.) Experiment with different objects. Make high, low, loud, and soft sounds!
With an adult's help, discuss how these two mugs of cocoa are the same and different. 	Circle the goods, and underline the services. <b>crayons</b> <b>haicut</b> <b>babysitting</b> <b>shoes</b>	Learn how to sing "Frosty the Snowman" today with an adult at home. Sing the song with your family. 
Study the two groups of objects. Explain to an adult how and why the objects were sorted this way. 	If you could open up a business, what would you sell? Would you provide goods or a service? Draw a picture, and explain your idea to an adult about your business.	Learn what it means working hard and not giving up when something is hard. Draw a picture of something that was hard for you to do, but after you worked hard, it got better!
<b>Read to Myself</b>	<b>Read with Someone</b>	<b>Read and Respond</b>
Snuggle up with books today! With a cozy blanket and your favorite stuffed friend. Enjoy some cozy independent reading time!	Use the "I read, you read" strategy. Take turns reading the pages of your books with an adult. Read with expression!	<i>Let's Review!</i> Read a book, and draw a picture of the setting. The setting is where and when the story takes place.
Gather the books you will read today. After you read each book, put it in a pile. Watch your pile of books get taller! When you're done, reread the books in your pile. 	Practice reading your color words today! Ask an adult to write the following color words on cards. Practice reading the color words together. <b>red, orange, yellow, green, blue, purple, pink, brown, black, gray</b>	<i>Let's Review!</i> Read a fiction book, and draw the characters in the book. The characters are the people, animals, or creatures in the book. Label each picture with the character's name.
It's igloo reading day! Make a fort with blankets. Pretend that it's an igloo and that it's really cold outside! Read your books inside your pretend igloo! 	Sing the song below to the tune of The Farmer and the Dell. Find the authors and illustrators of the books you read together! <b>"The author writes the book. The author writes the book. Hi-ho the derry-o, the author writes the book! The illustrator draws. The illustrator draws. Hi-ho the derry-o, the illustrator draws!"</b>	<i>Let's Review!</i> Read a book, and draw the problem and the solution. Remember, the problem is what goes wrong. The solution is how the problem gets fixed.
Focus on your reading stamina today. Remember, stamina is being able to do something for a long time without stopping.	Read a fiction book to an adult. Have the adult ask questions about the story after you read. If you can't remember, go back into the story, and reread in order to find the answers.	<i>Let's Review!</i> Read a book, and draw a picture of the main idea. Remember, the main idea is what the text is mostly about.
Have a pajama reading day! Put on your favorite pajamas, and find a cozy place to read your favorite books. 	Read a nonfiction book to an adult. Have the adult ask questions about the book after you read. If you can't remember, go back into the text, and reread in order to find the answers.	<i>Let's Review!</i> Read a fiction book, and retell the story after you read. Draw pictures showing what happened in the beginning, middle, and end of the story.

**PREVIEW**

# ABOUT MISS DECARBO

Christina DeCarbo-Wagers is an elementary teacher from Northeast Ohio. She holds a Bachelor's degree in Early Childhood Education, a Master's degree in Elementary Literacy, and a specialized K-12 reading endorsement. Christina has experience in instructional consulting, literacy coaching, and professional development services. Over the course of her career, she has presented literacy workshops and professional development sessions for Staff Development of Educators, ASCD, and state and local educational conferences. Christina has also provided extensive services and trainings for school districts and educational service centers across the state of Ohio.

Christina is passionate about helping students reach their greatest potential as readers and writers. Her engaging resources are based on developmentally-appropriate research and are founded in the importance of critical thinking, creativity, and problem-solving skills for young learners. Her educational company, Miss DeCarbo, Inc., was founded in 2012 and provides educators with curriculum, ideas, research-based advice, and inspiration. You can learn more about Miss DeCarbo by visiting her website, [www.missdecarbo.com](http://www.missdecarbo.com).



# CLIP ART & FONT CREDITS:

