
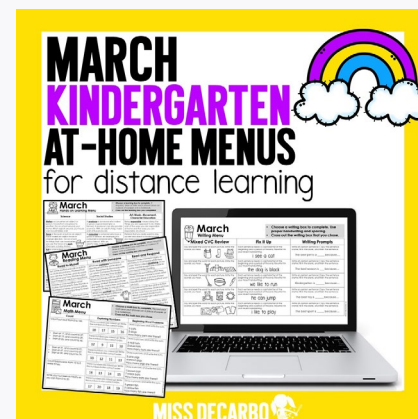

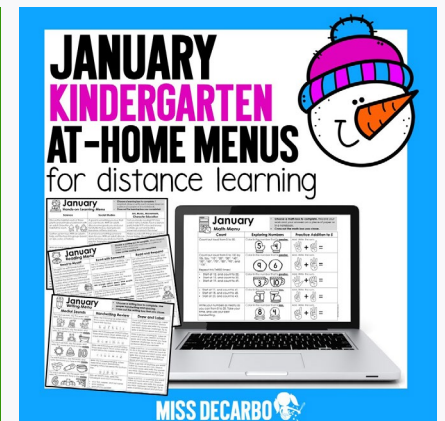
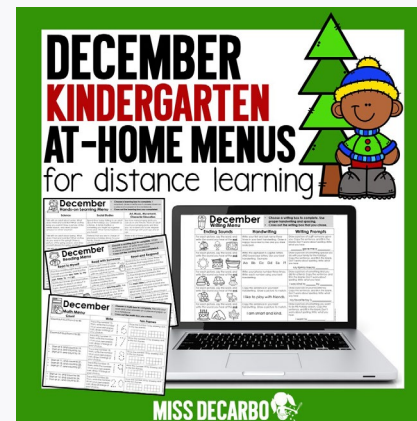

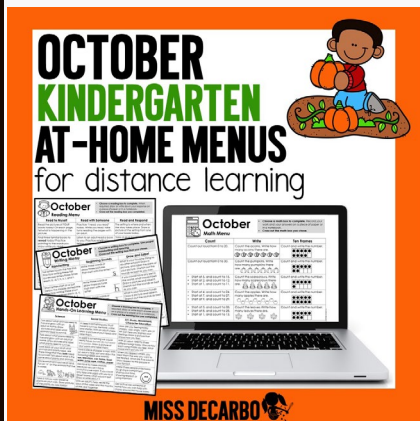
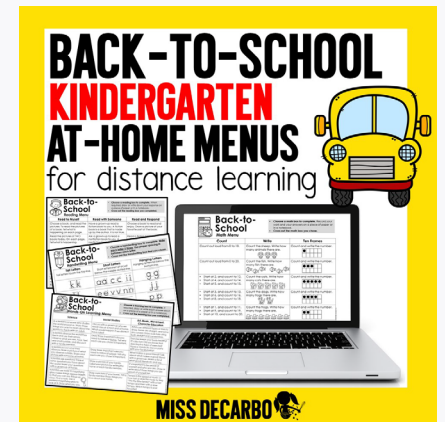



# KINDERGARTEN AT-HOME LEARNING MENUS the bundle



Great for emergency sub plans, too!

# WHAT MENUS ARE INCLUDED?


Each monthly pack of at-home learning menus includes a menu for reading, writing, and math. A hands-on learning menu is also included, which contains activities for science, social studies, art, physical education, and music! Activities can be completed with an adult at home. Any written work can be completed in a notebook or on blank paper.



## October Math Menu

- Choose a math box to complete. Record your work and your answers on a piece of paper or in a notebook.
- Cross out the math box you chose.


Count	Write	Ten Frames
Count out loud from 0 to 20.	Count the acorns. Write how many acorns there are.	Count and write the number.
Count out loud from 0 to 30.	Count the pumpkins. Write how many pumpkins there are.	Count and write the number.
<ul style="list-style-type: none"> <li>Start at 5, and count to 10.</li> <li>Start at 2, and count to 12.</li> <li>Start at 1, and count to 11.</li> </ul>	Count the scarecrows. Write how many scarecrows there are.	Count and write the number.
<ul style="list-style-type: none"> <li>Start at 4, and count to 24.</li> <li>Start at 7, and count to 27.</li> </ul>	Count the apples. Write how many apples there are.	Count and write the number.



## October Reading Menu

- Choose a reading box to complete. When required, draw or write your response on a piece of paper or in a notebook.
- Cross out the reading box you completed.


Read to Myself	Read with Someone	Read and Respond
Read the pictures of four books today! On each page, tell what's happening in the picture.	Practice "I read, you read" today. While you read, take turns reading the pages with an adult.	The setting is where and when the story takes place. Draw a picture of the setting from one of your books today.
Find three familiar books to reread today! Practice pointing to the words you know while you read.	Listen to an adult read a book to you. Practice retelling by telling what happened on each page.	Think of all of the books you've read so far this year. Draw three things you love to read about.
Read books for as long as you can today without giving up. Read something. You can do it!	Read your books to a stuffed animal or very friend today!	Choose a book you read today. Draw what happened in the beginning, middle, and end of the book.
It's fall! Fall in love with reading by reading books outside on a blanket today!	Practice reading and writing the following sight words with an adult today.	Read a nonfiction book. A nonfiction book teaches us information. Draw three things you learned in the book.



## October Hands-On Learning Menu

- Choose a learning box to complete. If required, draw or write each answer down on a piece of a paper or in a notebook.
- Cross out the learning box you completed.

Science	Social Studies	Art, Music, Movement, Character Education
Talk about what animals need to live and grow with an adult at home. Draw pictures and label what animals need to survive.	A need is something you must have to survive. We need water, and shelter with an adult's help. Draw a picture of your need and label them.	How are you feeling today (happy, sad, angry, calm, etc.)? Art can help you express your feelings. Draw a picture that shows how you feel.
Talk about what plants need to live and grow with an adult at home. Draw pictures and label what plants need to survive.	A want is something we would like to have, but we do not need it to survive. Draw a picture of your want and label them.	With an adult, listen to three different songs today. Discuss how each song made you feel. What mood did it put you in?
Look back at your list of what animals and plants need. Are these things that they both need to survive? Talk about what is the same about plants and animals.	Hold a piece of paper in half, with an adult's help, list and draw the following: <b>needs</b> and <b>wants</b> : sun, television, car, home, food, water, jump rope, clothes, paper.	When you respect others, you treat them the way you want to be treated. What are five ways to show respect to the people in your family?
Circle which animals live on land. Put an "x" on the animals that live in water.	We have to make choices because we can't have everything we want. If you could only take one want with you to a desert island, what would it be? Draw or write about it.	Make three people smile today by giving a compliment, sharing your time, showing respect, or using manners.
Take a nature walk to observe plants on your walk. Draw pictures of the plants you see today!	With an adult's help, make the days of the week and the months of the year together.	Get active! Ask someone at home how you can help with chores around the house today.



## October Writing Menu

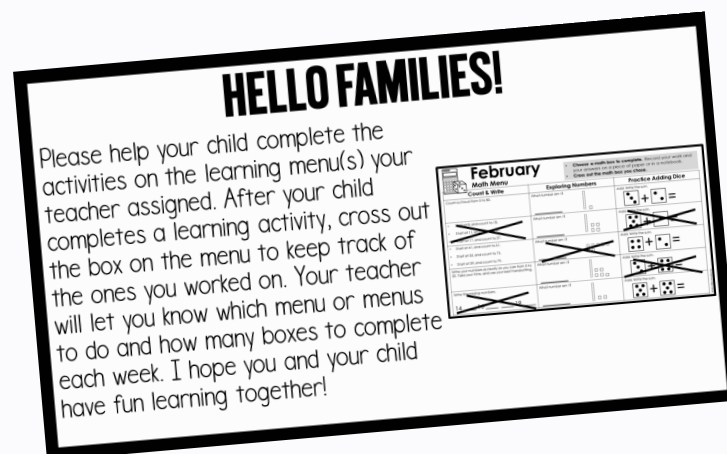
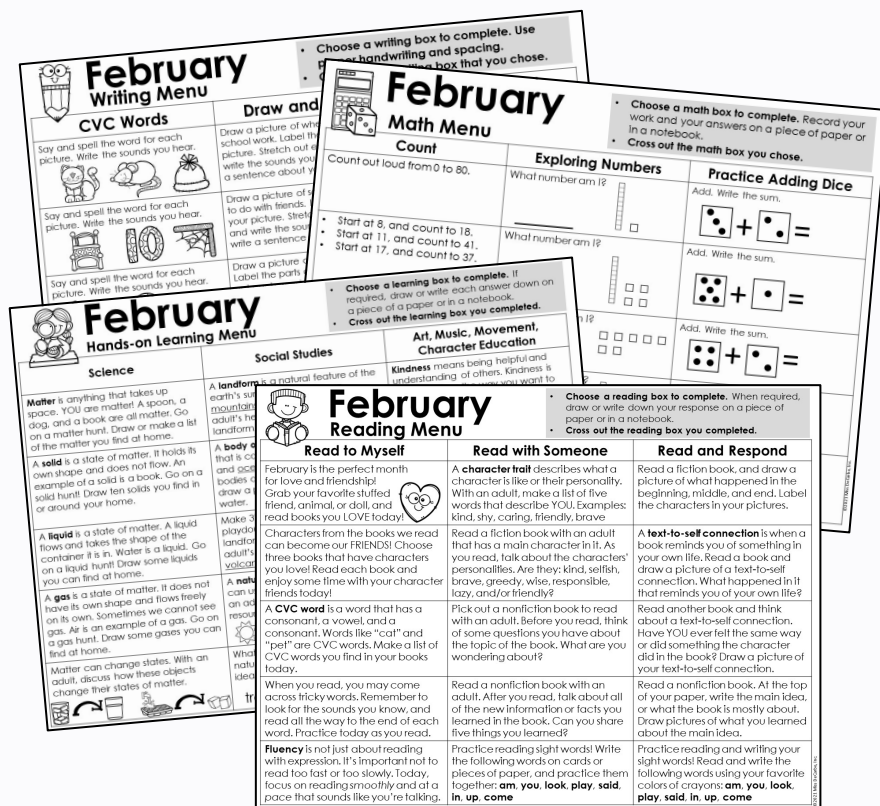
- Choose a writing box to complete. Use proper handwriting and spacing.
- Cross out the writing box that you chose.

Handwriting	Beginning Sounds	Draw and Label
Upp letters touch the top line. Practice writing these tall lowercase letters three times each: a, c, e, i, k, and l.	Write three words or draw three pictures that start with the letter: <b>s</b>	What is your favorite thing to do after school? Draw a picture, and label the parts of your picture. Sketch out the sounds as best as you can.
Short letters start at or just below the middle dotted line. Practice writing these short letters three times each: o, e, i, m, n, o, c, t, v, w, x, and y.	Write three words or draw three pictures that start with the letter: <b>h</b>	If you could have any pet in the world, what would it be? Draw a picture and label it. Sketch out the sounds as best as you can.
Hanging letters fall below the bottom line. Practice writing these ground letters three times each: g, j, p, q, and f.	Write three words or draw three pictures that start with the letter: <b>b</b>	What is your favorite food? Draw a picture and label it. Sketch out the sounds as best as you can.
Write your first name three times in your best handwriting.	Write three words or draw three pictures that start with the letter: <b>r</b>	Draw a picture of your friends. Label your friends' names in the picture. Sketch out the sounds in their names.
Write your last name three times in your best handwriting.	Write three words or draw three pictures that start with the letter: <b>n</b>	What is your favorite place to visit? Draw a picture and label it. Sketch out the sounds as best as you can.



# EACH MONTH INCLUDES:

Four printable learning menus AND a separate PDF that you can email to families, if needed!



## FEBRUARY DIGITAL

at-home learning menus


Click on the image below to add a copy of the February Kinder At-Home Learning Menus to your Google Drive.



A link to add a copy of the at-home learning menus to your Google Drive. All menus are available in a Google Slides version and can be used in your secure, online classroom!

# READING MENUS


Each monthly reading menu contains a column of activities for Read to Self, Read to Someone, and Respond to Reading. Each month, students will work on letter sounds, sequenced phonics skills, reading stamina, reading enjoyment, partner reading, comprehension skills and strategies, and respond to reading through drawing, labeling, and writing. Work is completed in a notebook or on paper. Students will use books they have at home or books you provide for them.



## Back-to-School Reading Menu








- Choose a reading box to complete. When required, draw or write down your response on a piece of paper or in a notebook.
- Cross out the reading box you completed.

Read to Myself	Read with Someone	Read and Respond
Choose a book, and read the pictures. To read the pictures of a book, tell what is happening on each page.	Have a grown-up read a fiction book to you. A fiction book is a book that is made up by the author. It is not true.	Choose a book to read and enjoy. Draw a picture of your favorite part of the book.
Read the pictures of TWO books today. On each page, tell what is happening.	Ask a grown-up to read a nonfiction book to you. A nonfiction book is a book that is real. It teaches, explains, or gives information.	Read a fiction book. Draw a picture of the setting of the book. Is where the story takes place.
Read the pictures of THREE books today. On each page, tell what is happening.	Read the pictures of a book to a grown-up today. Try to tell as much as you can about what is happening on each page.	Read a fiction book. Draw a picture of the characters in the book. Are the characters animals, or creatures?
REREAD all three of the books you read. Tell as much as you can about each page!	Read the pictures of a book to a grown-up. The grown-up will then read the words to you.	Read a fiction book. Draw a picture of what happened in the story.
Read books for as long as you can today without giving up. Build stamina. You can do it!	Find your favorite book and a cozy spot to read. Ask a family member to read it to you!	Read a nonfiction book. Draw a picture of something you learned in the book.



## April Reading Menu


- Choose a reading box to complete. When required, draw or write down your response on a piece of paper or in a notebook.
- Cross out the reading box you completed.

Read to Myself	Read to Someone	Read and Respond
<p>A <b>digraph</b> is a combination of two letters that come together to make one sound. Common digraphs include "wh", "ch", "sh", "th", and "ck". Go on a hunt in your books today. Find words with digraphs in them!</p> 	<p>Read nonfiction books with an adult. Find the following nonfiction text features together: <b>title, author, title page, table of contents, and a photograph.</b></p> 	<p>The <b>cause</b> is why something happens. For example, the reason why the Hungry Caterpillar got a tummy ache was because he ate too much. <b>Why did Humpty Dumpty fall apart?</b> Draw and write the cause.</p> 
<p>If the weather is nice today, go outside and read a book in the sunshine!</p> 	<p>Read fiction books with an adult. For each book you read, identify the following: <b>title, author, illustrator, setting, character, problem, and solution.</b></p>	<p>The <b>effect</b> is what happened. In "The Itsy Bitsy Spider", it started to rain. The effect was that he was washed out of the waterspout. <b>What happened because the sun came out?</b> Draw and write the effect.</p>
<p>Practice rereading one of your books. "Perform" the book to your family by using a different voice for each character!</p>	<p>Do "I read, You read!" You read a page, and then your family member will read a page. Keep taking turns.</p>	<p>Recite the nursery rhyme of "Jack and Jill" with an adult. Draw pictures to go with what happens in the nursery rhyme.</p> 
<p>Choose a nonfiction book to reread. Practice reading it like you are a news reporter. Use expression and read smoothly.</p> 	<p>Read to a stuffed animal today. Stop at the end of each page, and tell your stuffed animal what happened.</p> 	<p>Reread one of your favorite books. Tell an adult three reasons why you think someone else would love the book, too!</p>
<p>Have a reading picnic! Ask an adult if you can eat lunch on a towel or a blanket today while you read! (You can do this inside or outside, but be sure to get permission first!)</p>	<p>Practice reading sight words! Write the following words on cards or pieces of paper, and practice them: <b>as, has, by, is, his, one, to and are.</b></p>	<p>Read a book, and think of a new and different ending for the book. Draw a new ending for the book. Share the new ending with an adult.</p>



# WRITING MENUS


Each monthly writing menu contains activities that move students along in their independent writing skills and their confidence in writing the sounds they hear in words. Handwriting is a focus in the early months. The Back to School pack focuses solely on handwriting. A word work column is included each month. This column focuses on letter sounds and sequenced phonics skills. At the beginning of the year, students learn how to draw and label their pictures. Sentence stems are used for writing prompts, and as the year continues, prompts in the areas of narrative, informative, opinion, and creative writing are included. Work is completed on paper.



## Back-to-School Handwriting Menu










































- Choose a handwriting box to complete. Write each letter 5 times. Use proper spacing in between each letter.
- Cross out the handwriting box that you chose.


Tall Letters	Short Letters	Hanging Letters
Tall letters touch the top line.	Short letters start at or just below the middle dotted line.	Hanging letters fall below the bottom line.
k k	a a c c i i	g g
l l	e e v v n n	j j
t t	m m z z	p p



## January Writing Menu

- Choose a writing box to complete. Use proper handwriting and spacing.
- Cross out the writing box that you chose.


Medial Sounds	Handwriting Review	Draw and Label
For each picture, say the word, and write the sound you hear in the <b>middle</b> .	Write the following tall letters three times each. Remember, tall letters touch the top line.	Draw a picture of a snowman. Label the parts of your snowman. Stretch out each word, and write the sounds you hear. Optional Challenge: Try to write a sentence about your picture!
  	      	
For each picture, say the word, and write the sound you hear in the <b>middle</b> .	Write the following set of short letters three times each. Short letters start at or just below the middle dotted line.	Draw a picture of penguin. Label as much as you can. Stretch out each word, and write the sounds you hear. Optional Challenge: Try to write a sentence about your picture!
  	      	
For each picture, say the word, and write the sound you hear in the <b>middle</b> .	Write the following set of short letters three times each. Short letters start at or just below the middle dotted line.	Draw a picture of something you like to do in the winter. Label as much as you can. Stretch out each word, and write the sounds you hear. Optional Challenge: Try to write a sentence about your picture!
  	      	
For each picture, say the word, and write the sound you hear in the <b>middle</b> .	Write the following hanging letters three times each. Remember, hanging letters fall below the bottom line.	Draw a picture of anything you want! Label as much as you can. Stretch out each word, and write the sounds you hear. Optional Challenge: Try to write a sentence about your picture!
  	    	
For each picture, say the word, and write the sound you hear in the <b>middle</b> .	With an adult's help, write the following in your best handwriting:	Draw a picture of anything you want! Label as much as you can. Stretch out each word, and write the sounds you hear. Optional Challenge: Try to write a sentence about your picture!
  	<ul style="list-style-type: none"> <li>your first, middle, and last name</li> <li>your address</li> <li>your phone number</li> </ul>	



## October Writing Menu





















- Choose a writing box to complete. Use proper handwriting and spacing.
- Cross out the writing box that you chose.

Handwriting	Beginning Sounds	Draw and Label
Tall letters touch the top line. Practice writing these tall lowercase letters three times each: b, d, f, h, k, l, and t.	Write three words or draw three pictures that start with the letter: <b>s</b>	What is your favorite thing to do after school? Draw a picture, and label the parts of your picture. Stretch out the sounds as best as you can.
Short letters start at or just below the middle dotted line. Practice writing these short letters three times each: a, c, e, l, m, n, o, r, s, u, v, w, x, z	Write three words or draw three pictures that start with the letter: <b>h</b>	If you could have any pet in the world, what would it be? Draw a picture and label it. Stretch out the sounds as best as you can.
Hanging letters fall below the bottom line. Practice writing these ground letters three times each: g, j, p, q, and y.	Write three words or draw three pictures that start with the letter: <b>b</b>	What is your favorite food? Draw a picture and label it. Stretch out the sounds as best as you can.




## April Writing Menu

- Choose a writing box to complete. Use proper handwriting and spacing.
- Cross out the writing box that you chose.

Blends	Rhyming Words	Creative Writing
Say and spell the word for each picture. Write the sounds you hear.	Make a list of words that rhyme with cat! Remember to tap out each sound and write what you hear.	Draw and write about a dragon! Try to write a story about the dragon.
 		
Say and spell the word for each picture. Write the sounds you hear.	Make a list of words that rhyme with hen! Remember to tap out each sound and write what you hear.	Draw and write about an astronaut! Try to write a story about the astronaut.
 		
Say and spell the word for each picture. Write the sounds you hear.	Make a list of words that rhyme with pig! Remember to tap out each sound and write what you hear.	Draw and write about a frog prince! Try to write a story about the frog.
 		
Say and spell the word for each picture. Write the sounds you hear.	Make a list of words that rhyme with fox! Remember to tap out each sound and write what you hear.	Draw and write about a baby dinosaur! Try to write a story about the dinosaur.
 		
Say and spell the word for each picture. Write the sounds you hear.	Make a list of words that rhyme with bug! Remember to tap out each sound and write what you hear.	Draw and write about a unicorn! Try to write a story about the unicorn.
 		





# MATH MENUS


Each monthly math menu contains a column for students to count and write numbers up to 100. The middle column, Exploring Numbers, includes activities for concepts like exploring numbers with ten frames, writing numbers, numbers in the teens, place value, comparing numbers, shapes, etc. The third column includes additional skills and concepts such as word problem and story problem activities. These progress in difficulty throughout the year. Work is completed in a notebook or on blank paper with an adult at home.



## Back-to-School Math Menu


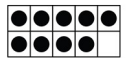

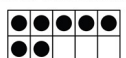
- Choose a math box to complete. Record your work and your answers on a piece of paper or in a notebook.
- Cross out the math box you chose.


Count	Write	Ten Frames
Count out loud from 0 to 10.	Count the sheep. Write how many animals there are. 	Count and write the number. 
Count out loud from 0 to 20.	Count the fish. Write how many fish there are. 	Count and write the number. 
Start at 2, and count to 12.	Count the cats. Write how many cats there are.	Count and write the number.



## October Math Menu

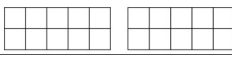
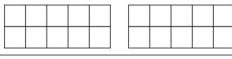
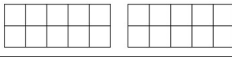
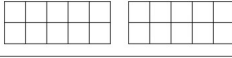

- Choose a math box to complete. Record your work and your answers on a piece of paper or in a notebook.
- Cross out the math box you chose.


Count	Write	Ten Frames
Count out loud from 0 to 20.	Count the acorns. Write how many acorns there are. 	Count and write the number. 
Count out loud from 0 to 30.	Count the pumpkins. Write how many pumpkins there are. 	Count and write the number. 
Start at 5, and count to 15.	Count the scarecrows. Write how many scarecrows there are.	Count and write the number.



## December Math Menu

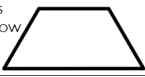
- Choose a math box to complete. Record your work and your answers on a piece of paper or in a notebook.
- Cross out the math box you chose.

Count	Write	Ten Frames
Count out loud from 0 to 40.	Trace the number 16. Then, write the number 16 on your own paper. Last, draw 16 things of your choice.	Show the number 16 by drawing dots in the ten frames. 
Count out loud from 0 to 50.	Trace the number 17. Then, write the number 17 on your own paper. Last, draw 17 things of your choice.	Show the number 17 by drawing dots in the ten frames. 
Start at 3, and count to 13. Start at 6, and count to 16. Start at 9, and count to 19.	Trace the number 18. Then, write the number 18 on your own paper. Last, draw 18 things of your choice.	Show the number 18 by drawing dots in the ten frames. 
Start at 11, and count to 21. Start at 13, and count to 23. Start at 17, and count to 27.	Trace the number 19. Then, write the number 19 on your own paper. Last, draw 19 things of your choice.	Show the number 19 by drawing dots in the ten frames. 
Start at 16, and count to 36. Start at 14, and count to 34. Start at 21, and count to 31.	Trace the number 20. Then, write the number 20 on your own paper. Last, draw 20 things of your choice.	Show the number 20 by drawing dots in the ten frames. 



## April Math Menu


- Choose a math box to complete. Record your work and your answers on a piece of paper or in a notebook.
- Cross out the math box you chose.

Count	Shapes	Subtraction Word Problems
Count out loud from 0 to 100.	Draw a triangle. How many sides does it have? How many vertices does it have? (Vertices are points where two lines come together, or "corners".)	Draw a picture and solve. There are 5 bugs. 2 bugs fly away. How many bugs are left?
Count by 10s from 0 to 100.	Draw a rectangle. How many sides and vertices does it have? Now draw a square. How are the two shapes different? How are they the same?	Draw a picture and solve. There are 9 dogs. 3 dogs run away. How many dogs are left?
Start at 23, and count to 43. Start at 34, and count to 54. Start at 41, and count to 61.	Look around the house and find: • two triangles • two squares • two circles	Draw a picture and solve. There are 8 cats. 5 cats run away. How many cats are left?
With an adult's help, count backward from 20 to 0 three times.	Trace and color the trapezoid. How many sides does it have? How many vertices does it have? 	Draw a picture and solve. There are 4 ducks. 2 ducks swim away. How many ducks are left?
Write your numbers as neatly as you can from 0 to 30.	Draw a picture using only circles, squares, triangles, and rectangles. Be creative and have fun!	Draw a picture and solve. There are 5 fish. 5 fish swim away. How many fish are left?



# HANDS-ON LEARNING MENUS

Each monthly hands-on menu contains activities for science, social studies, physical education, music, art, and character education. Each month's science and social studies activities varies and includes a focus on concepts such as force and motion, animal and plant needs, family traditions, economics, rules, maps, states of matter, the sun and the moon, and more! Work is completed in a notebook, on paper, or is often hands-on or through discussion.






## October

### Hands-On Learning Menu

Choose a learning box to complete. If required, draw or write each answer down on a piece of a paper or in a notebook.

Cross out the learning box you completed.

Science	Social Studies	Art, Music, Movement, Character Education
<p>Talk about what animals need to live and grow with an adult at home. Draw pictures and label what animals need to survive.</p> 	<p>A <u>need</u> is something you must have to survive, like food, water, and shelter. With an adult's help, draw a picture of your needs and label them.</p>	<p>How are you feeling today (happy, sad, angry, calm, etc.)? Art can help you express your</p>
<p>Talk about what plants need to live and grow with an adult at home. Draw pictures and label what plants need to survive.</p>	<p>A <u>want</u> is something we would like to have, <i>but we do not need it to survive</i>. Draw a picture of your wants and label them.</p>	
<p>Look back at your list of what animals and plants need. Are there things that they <b>both</b> need to survive? Talk about what is the same about plants and animals.</p>	<p>Fold a piece of paper in half. With an adult's help, sort and draw the following NEEDS and WANTS: <b>sun, television, car, home, food, water, jump rope, clothes, paper</b></p>	
<p>Circle which animals live on land. Put an "X" on the animals that live in water.</p> 	<p>We have to make choices because we can't have <i>everything</i> we want. If you could only take one <u>want</u> with you to a desert island, what would it be? Draw or write about it.</p>	
<p>Take a nature walk! Observe plants on your walk. Draw pictures of the plants you saw today!</p>	<p>With an adult's help, recite the days of the week and the months of the year together.</p>	







## March

### Hands-on Learning Menu

Choose a learning box to complete. If required, draw or write each answer down on a piece of a paper or in a notebook.

Cross out the learning box you completed.

Science	Social Studies	Art, Music, Movement, Character Education
<p><b>Motion</b> occurs when an object or person moves from one place to another. Go on a hunt around your home. What objects around your house can move? Make a list.</p>	<p>A <b>producer</b> is someone who makes or grows a good (example: a farmer). A producer can also provide a service. With an adult's help, make a list of five producers.</p>	<p>Being <b>responsible</b> means doing the things you are supposed to do. Make a list of five ways you are responsible at home and five ways you are responsible at school.</p>
<p><b>Force</b> is the push or pull on an object. Force makes an object move or change direction. Go on a hunt for things that can move when you use the force of a <b>push</b>. (Example: a baby stroller)</p> 	<p>A <b>consumer</b> is someone who buys a good or service. An example of a consumer is someone who gets a haircut. With an adult's help, make a list of five other examples of consumers.</p> 	<p>Pretend that you really want to stay up late and watch a movie but that you have a soccer game in the morning. How would you be responsible in this situation? Write about what you would do.</p>
<p><b>Pull</b> is a force that moves an object. Pulling an object often moves it closer to you. Go on a hunt for things that can move when you use the force of a pull. (Example: a drawer)</p>	<p>An <b>urban</b> area is a city. It is crowded with a lot of buildings and people. Buildings are often tall and close together. With an adult's help, draw a picture of an urban area.</p>	<p>Practice these skills: walking, running, galloping, skipping, hopping, leaping, and sliding. (Be careful of your surroundings!)</p>
<p>Some objects can roll when they move, such as soup cans. Some objects slide, such as books. Go on a hunt. Find three objects that can roll and three objects that can slide.</p> 	<p>A <b>suburban</b> area is near a city. It is often called a suburb. There are less people than there are in a city. The buildings are smaller, and it is less crowded. With an adult's help, draw a picture of a suburban area.</p>	<p>What is your favorite type of music? Why? How does it make you feel when you listen to it? Write about your favorite type of music, and explain why you like it.</p> 
<p>Objects can move in different paths. <b>Straight</b>, <b>circular</b>, and <b>zig-zag</b> are three paths objects can move in. Try to walk in a straight path, a circular path, and a zig-zag path. Which path is the easiest?</p>	<p>A <b>rural</b> area is away from the city and suburbs. Everything is spread out. It is not crowded, and there are not many people or buildings. Draw a picture of a rural area.</p>	<p>Art Challenge: Create and draw a picture that uses the following shapes: three circles, four squares, two triangles, one rectangle, and two ovals.</p>



# ABOUT MISS DECARBO

Christina DeCarbo-Wagers is an elementary teacher from Northeast Ohio. She holds a Bachelor's degree in Early Childhood Education, a Master's degree in Elementary Literacy, and a specialized K-12 reading endorsement. Christina has experience in instructional consulting, literacy coaching, and professional development services. Over the course of her career, she has presented literacy workshops and professional development sessions for Staff Development of Educators, ASCD, and state and local educational conferences. Christina has also provided extensive services and trainings for school districts and educational service centers across the state of Ohio.

Christina is passionate about helping students reach their greatest potential as readers and writers. Her engaging resources are based on developmentally-appropriate research and are founded in the importance of critical thinking, creativity, and problem-solving skills for young learners. Her educational company, Miss DeCarbo, Inc., was founded in 2012 and provides educators with curriculum, ideas, research-based advice, and inspiration. You can learn more about Miss DeCarbo by visiting her website, [www.missdecarbo.com](http://www.missdecarbo.com).





# THANK YOU



for choosing a Miss DeCarbo educational™ resource



## TERMS OF USE:



Licensing Terms: This download includes a license for one educator only for personal use in his or her classroom. *Licenses are non-transferable, meaning that they cannot be passed on from one teacher to another.* If you want to use this as a grade level, share it with a colleague, or use it with a school or district, *the proper number of additional licenses must be purchased.* You can purchase additional licenses at a discount in your “My Purchases” page when you are logged into your Teachers Pay Teachers account. If you are a coach, administrator, or curriculum director and are interested in transferable licenses to accommodate yearly staff changes, contact me for a quote at [christina@missdecarbo.com](mailto:christina@missdecarbo.com).

Copyright Terms: *Every page of this document is copyrighted.* This resource may not be uploaded to the Internet in any form, including classroom/personal websites or blogs and district or shared servers that those who did not purchase an additional license could access. Uploading the file to the Internet is a direct violation of copyright.

\*If you are a teacher who is using distance learning and/or teaching remotely, you may directly share this pdf file with your students’ parents through a secure app or non-public site. You may not share this file or make it available to other teachers, or any other person who is not your current student, or an immediate family member of a current student.

*\*My resources CANNOT be used on OutSchool in any way.*

# CLIP ART & FONT CREDITS:

