


# NOVEMBER KINDERGARTEN AT-HOME MENUS for distance learning



**November Reading Menu**

- Choose a reading box to complete. When required, draw or write down your response on a piece of paper or in a notebook.
- Cross out the reading box you completed.

Read to Myself	Read with Someone	Read and Respond
Concentrate on pointing to each word while you read by yourself. Your pointer power helps you become a better reader!	With an adult's help, locate the following <b>parts of a book</b> : front cover, title page, author, illustrator, and the spine. Read with your adult!	The <b>problem</b> in a story is what goes wrong. Read a fiction book. Draw a picture of the <b>problem</b> in the story.
Reread familiar books today that you have already read. Practice pointing to the words and studying the pictures. Readers do something...	A <b>prediction</b> is what we think is going to happen in the book. Make predictions while reading.	The <b>solution</b> is how the problem gets fixed.

**November Hands-on Learning Menu**

- Choose a learning box to complete. If required, draw or write each answer down on a piece of paper or in a notebook.
- Cross out the learning box you completed.

Science	Social Studies	Art, Music, Movement, Character Education
With an adult, talk about the <b>difference</b> between day and night. Draw things you see during the day. Can you see the stars? Can you see the Moon? Can you see the Sun? Can you see the Moon?	The <b>past</b> is everything that has already happened. It includes things that have already taken place. Draw and write about things you could do in the past when you were a baby.	Below are some different types of lines that artists use to draw. Draw a picture using these types of lines: zigzag, dotted, wavy.
Draw what you see at night. What can you see at night that is the same as the day? What is different?	The <b>present</b> is everything that is happening now. Draw and write about things you can do right now.	Make up your own song about your family! Sing and perform your song for your family.
Draw the Sun moving across the sky. How does the Sun move across the sky?	The <b>future</b> has not happened yet. It includes things that will happen later. Draw and write about things you want to do in the future when you are older.	Play outdoor games today to move your body and get physical exercise. Choose a game exercise, such as tag or hide-and-seek. Don't forget to have fun!
		<b>Empathy</b> is when you make the effort to understand how someone else feels.

**November Writing Menu**

- Choose a writing box to complete. Use proper handwriting and spacing.
- Cross out the writing box that you chose.

Beginning Sounds	Handwriting	Writing Prompts
For each picture, say the word and write the sound you hear at the beginning.	Write your first name three times in your best handwriting. Draw a happy face next to the one you think looks best.	Copy the sentence, and fill in the blank. Don't worry about spelling. Stretch out the word, and write what you hear. Draw a picture to match. I like to _____.
For each picture, say the word and write the sound you hear at the beginning.	Write your last name three times in your best handwriting. Draw a happy face next to the one you think looks best.	Copy the sentence, and fill in the blank. Don't worry about spelling. Stretch out the word, and write what you hear. Draw a picture to match. I see a _____.
For each picture, say the word and write the sound you hear at the beginning.	Write the alphabet in lowercase letters. Use your best handwriting and put a space between each letter.	Copy the sentence, and fill in the blank. Don't worry about spelling. Stretch out the word, and write what you hear. Draw a picture to match. I feel _____.
For each picture, say the word and write the sound you hear at the beginning.	Write the alphabet in capital letters. Use your best handwriting and put a space between each letter.	Copy the sentence, and fill in the blank. Don't worry about spelling. Stretch out the word and write what you hear. Draw a picture to match. My family is _____.
For each picture, say the word and write the sound you hear at the beginning.	Write numbers 0-10 three times in your nicest handwriting.	Copy the sentence, and fill in the blank. Don't worry about spelling. Stretch out the word and write what you hear. Draw a picture to match. I can _____.

**November Math Menu**

- Choose a math box to complete. Record your work and your answers on a piece of paper or in a notebook.
- Cross out the math box you chose.

Count	Write	Ten Frames
Count out loud from 0 to 30.	Trace the number 11. Then, write the number 11 on your own paper. Last, draw 11 circles.	Show the number 11 by drawing dots in the ten frames.
Count out loud from 0 to 40.	Trace the number 12. Then, write the number 12 on your own paper. Last, draw 12 things of your choice.	Show the number 12 by drawing dots in the ten frames.
• Start at 2, and count to 12. • Start at 5, and count to 15. • Start at 8, and count to 28.	Trace the number 13. Then, write the number 13 on your own paper. Last, draw 13 things of your choice.	Show the number 13 by drawing dots in the ten frames.
• Start at 1, and count to 11. • Start at 9, and count to 29. • Start at 12, and count to 32.	Trace the number 14. Then, write the number 14 on your own paper. Last, draw 14 things of your choice.	Show the number 14 by drawing dots in the ten frames.
• Start at 18, and count to 38. • Start at 11, and count to 31. • Start at 19, and count to 39.	Trace the number 15. Then, write the number 15 on your own paper. Last, draw 15 things of your choice.	Show the number 15 by drawing dots in the ten frames.



# 4 LEARNING MENUS:

- Handwriting
- Math
- Reading
- Hands-On Learning Menu that incorporates science, social studies, art/music/PE/character education

November Math Menu		
Count	Write	Ten Frames
Count out loud from 0 to 30.	Trace the number 11. Then, write the number 11 on your own paper. Last, draw 11 circles.	Show the number 11 by drawing dots in the ten frames.
Count out loud from 0 to 40.	Trace the number 12. Then, write the number 12 on your own paper. Last, draw 12 things of your choice.	Show the number 12 by drawing dots in the ten frames.
• Start at 2, and count to 12. • Start at 5, and count to 15. • Start at 8, and count to 28.	Trace the number 13. Then, write the number 13 on your own paper. Last, draw 13 things of your choice.	Show the number 13 by drawing dots in the ten frames.
• Start at 1, and count to 11. • Start at 9, and count to 29.	Trace the number 14. Then, write the number 14 on your own paper. Last, draw 14 things of your choice.	Show the number 14 by drawing dots in the ten frames.

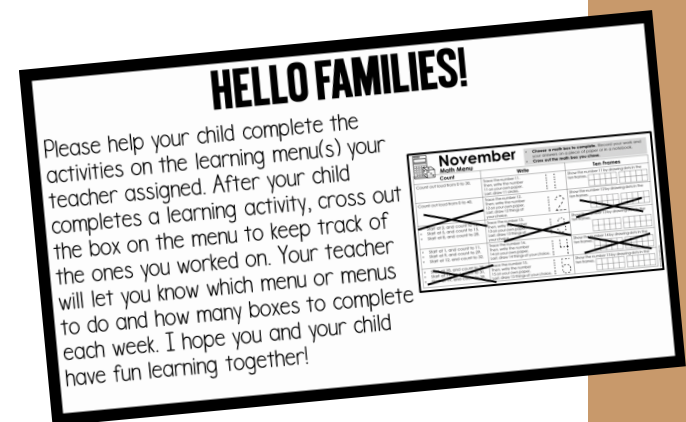

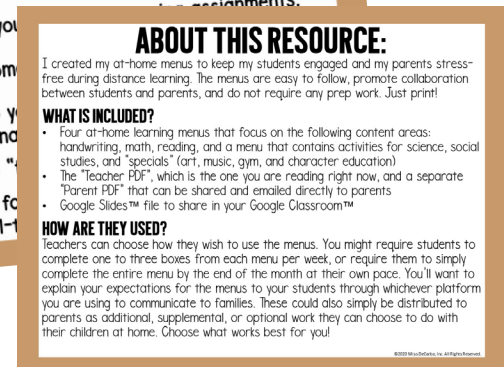
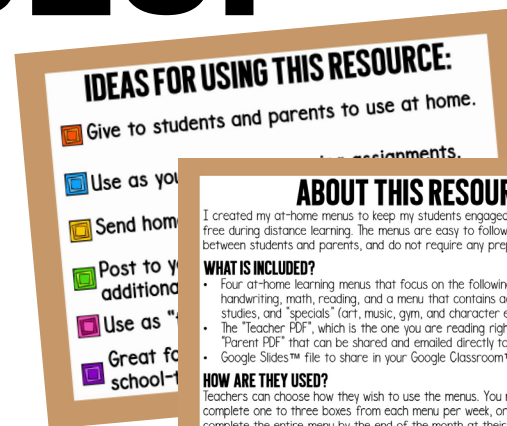
November Reading Menu		
Read to Myself	Read with Someone	Read and Respond
Concentrate on pointing to each word while you read by yourself. Your pointer power helps you become a better reader!	With an adult's help, locate the following <b>parts of a book</b> : front cover, title page, author, illustrator, and the spine. Read with your adult!	The <b>problem</b> in a story is what goes wrong. Read a fiction book. Draw a picture of the <b>problem</b> in the story.
<b>Reread</b> familiar books today that you have already read. Practice pointing to the words and studying the pictures.	A <b>prediction</b> is what we think is going to happen in the book. Make predictions while you read with an adult today.	The <b>solution</b> is how the problem gets fixed. Read a fiction book. Draw a picture of the <b>solution</b> . How was the problem fixed?
Readers <b>do something</b> at the end of the book! After you read a new book today, go back and reread your favorite part of the book.	Practice your <b>listening skills</b> . Ask someone at home to read a book to you. At the end of each page, tell your partner what happened.	The <b>main character</b> is who the story is mostly all about. Read a fiction book. Draw a picture of the main character.
Readers <b>do something</b> at the end of the book! After you read a new book today, go back and reread your favorite part of the book.	Read books with someone at home. Choose a book to <b>retell</b> by pretending that happened in the book. Drawing	Read a fiction book. Draw three things that happened in the book. Drawing

November Hands-On Learning Menu		
Science	Social Studies	Art, Music, Movement, Character Education
With an adult, talk about the <b>difference</b> between day and night. Draw things you see during the day. Can you see the stars? Can you see the Sun? Can you see the Moon?	The <b>past</b> is everything that has already happened. It includes things that have already taken place. Draw and write about things you could do in the past when you were a baby.	Below are some different types of lines that artists use to draw. Draw a picture using these types of lines. zigzag    dotted    wavy
Draw what you see at night. What can you see at night that is the <b>same</b> as the day? What is different?	The <b>present</b> is everything that is happening now. Draw and write about things you can do right now.	Make up your own song about your family! Sing and perform your song for your family.
Observe how the Sun moves across the sky. Draw a picture of your home. Draw where the Sun is in the morning, at lunch, and in the evening.	The <b>future</b> has not happened yet. It includes things that will happen later. Draw and write about things you want to be able to do in the future when you are older.	Play outdoor games today to move your body and get physical exercise. Choose a game such as tag or hide-and-seek. Don't forget to have fun!
Pick a clear night when you can see the stars. With an adult's help, go outside and observe the stars. Can you count? All of the stars in the sky? Why not? Draw a picture of what the night sky looks like.	A <b>timeline</b> displays events in the order they happened. A timeline shows the passage of time. With an adult's help, make a timeline of what you looked like as a baby, right now, and what you think you will look like in the future.	<b>Empathy</b> is when you make the effort to think about and understand how others feel. When your friends are sad, what are some things you can do and say to show empathy? Talk about it with an adult.
The Sun is the closest star to our planet. Think about why the Sun is helpful. What does the Sun give us? What does it do? Talk about it with an adult, and write about why the Sun is important.	<b>Transportation</b> moves people or things from one place to another. With an adult, think about how transportation has changed from long ago to today. Have a discussion with your adult about the changes in transportation.	Discuss the following situations with an adult. What would you do to show empathy? 1) Your classroom gets a new student. She looks very nervous. 2) A friend trips and someone laughs.


November Writing Menu		
Beginning Sounds	Handwriting	Writing Prompts
For each picture, say the word and write the sound you hear at the beginning.	Write your first name three times in your best handwriting. Draw a happy face next to the one you think looks best.	Copy the sentence, and fill in the blank. Don't worry about spelling. Stretch out the word, and write what you hear. Draw a picture to match. I like to _____.
For each picture, say the word and write the sound you hear at the beginning.	Write your last name three times in your best handwriting. Draw a happy face next to the one you think looks best.	Copy the sentence, and fill in the blank. Don't worry about spelling. Stretch out the word, and write what you hear. Draw a picture to match. I see a _____.
For each picture, say the word and write the sound you hear at the beginning.	Write the alphabet in lowercase letters. Use your best handwriting and put a space between each letter.	Copy the sentence, and fill in the blank. Don't worry about spelling. Stretch out the word, and write what you hear. Draw a picture to match. I feel _____.
For each picture, say the word and write the sound you hear at the beginning.	Write the alphabet in capital letters. Use your best handwriting, and put a space between each letter.	Copy the sentence, and fill in the blank. Don't worry about spelling. Stretch out the word, and write what you hear. Draw a picture to match. My family is _____.
For each picture, say the word and write the sound you hear at the beginning.	Write numbers 0-10 three times in your nicest handwriting.	Copy the sentence, and fill in the blank. Don't worry about spelling. Stretch out the word and write what you hear. Draw a picture to match. I can _____.

# INCLUDES:

- Teacher PDF which has instructions, ideas, suggestions, and printable learning menus
- A link in the Teacher PDF that allows you add digital menus to your Google Slides™ and share them with your students
- Parent PDF that you can e-mail directly to the parents of your students (ink-friendly)







# November

## Math Menu

- Choose a math box to complete. Record your work and your answers on a piece of paper or in a notebook.
- Cross out the math box you chose.






Count	Write	Ten Frames
Count out loud from 0 to 30.	Trace the number 11. Then, write the number 11 on your own paper. Last, draw 11 circles.	Show the number 11 by drawing dots in the ten frames.
Count out loud from 0 to 40.	Trace the number 12. Then, write the number 12 on your own paper. Last, draw 12 things of your choice.	Show the number 12 by drawing dots in the ten frames.
<ul style="list-style-type: none"> <li>• Start at 2, and count to 12.</li> <li>• Start at 5, and count to 15.</li> <li>• Start at 8, and count to 28.</li> </ul>	Trace the number 13. Then, write the number 13 on your own paper. Last, draw 13 things of your choice.	Show the number 13 by drawing dots in the ten frames.
<ul style="list-style-type: none"> <li>• Start at 1, and count to 11.</li> <li>• Start at 9, and count to 29.</li> </ul>	Trace the number 14. Then, write the number 14 on your own paper. Last, draw 14 things of your choice.	Show the number 14 by drawing dots in the ten frames.



# November

## Writing Menu

- Choose a writing box to complete. Use proper handwriting and spacing.
- Cross out the writing box that you chose.


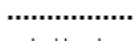



Beginning Sounds	Handwriting	Writing Prompts
For each picture, say the word and write the sound you hear at the beginning. 	Write your first name three times in your best handwriting. Draw a happy face next to the one you think looks best.	Copy the sentence, and fill in the blank. Don't worry about spelling. Stretch out the word, and write what you hear. Draw a picture to match. I like to _____.
For each picture, say the word and write the sound you hear at the beginning. 	Write your last name three times in your best handwriting. Draw a happy face next to the one you think looks best.	Copy the sentence, and fill in the blank. Don't worry about spelling. Stretch out the word, and write what you hear. Draw a picture to match. I see a _____.
For each picture, say the word and write the sound you hear at the beginning. 	Write the alphabet in lowercase letters. Use your best handwriting and put a space between each letter.	Copy the sentence, and fill in the blank. Don't worry about spelling. Stretch out the word, and write what you hear. Draw a picture to match. I feel _____.
For each picture, say the word and write the sound you hear at the beginning. 	Write the alphabet in capital letters. Use your best handwriting, and put a space between each letter.	Copy the sentence, and fill in the blank. Don't worry about spelling. Stretch out the word, and write what you hear. Draw a picture to match. My family is _____.
For each picture, say the word and write the sound you hear at the beginning. 	Write numbers 0-10 three times in your nicest handwriting. 0 1 2 3 4 5 6 7 8 9 10	Copy the sentence, and fill in the blank. Don't worry about spelling. Stretch out the word, and write what you hear. Draw a picture to match. I can _____.



# November

## Hands-On Learning Menu

- Choose a learning box to complete. If required, draw or write each answer down on a piece of a paper or in a notebook.
- Cross out the learning box you completed.

Science	Social Studies	Art, Music, Movement, Character Education
With an adult, talk about the <b>difference</b> between day and night. Draw things you see during the day. Can you see the stars? Can you see the Sun? Can you see the Moon?	The <b>past</b> is everything that has already happened. It includes things that have already taken place. Draw and write about things you could do in the past when you were a baby.	Below are some different types of lines that artists use to draw. Draw a picture using these types of lines.  zigzag  dotted  wavy
Draw what you see at night. What can you see at night that is the <b>same</b> as the day? What is different?	The <b>present</b> is everything that is happening now. Draw and write about things you can do right now.	Make up your own song about your family! Sing and perform your song for your family.
Observe how the Sun moves across the sky. Draw a picture of your home. Draw where the Sun is in the morning, at lunch, and in the evening. 	The <b>future</b> has not happened yet. It includes things that will happen later. Draw and write about things you want to be able to do in the future when you are older.	Play outdoor games today to move your body and get physical exercise. Choose a game such as tag or hide-and-seek. Don't forget to 
Pick a clear night when you can see the stars. With an adult's help, go outside and observe the stars. Can you count ALL of the stars in the sky? Why not? Draw a picture.	A <b>timeline</b> displays events in the order that they happened. Draw a timeline showing the passage of time with an adult's help. Make a timeline of your life. How did you feel like as you grew up and	When you make the effort to think about how others feel. When you are sad, what are some things you can do to show empathy? Talk



The Thin doe Talk abc



# November

## Reading Menu

- Choose a reading box to complete. When required, draw or write your response on a piece of paper or in a notebook.
- Cross out the reading box you completed.

Read to Myself	Read with Someone	Read and Respond
Concentrate on pointing to each word while you read by yourself. Your pointer power helps you become a better reader! 	With an adult's help, locate the following <b>parts of a book</b> : front cover, title page, author, illustrator, and the spine. Read with your adult!	The <b>problem</b> in a story is what goes wrong. Read a fiction book. Draw a picture of the <b>problem</b> in the story.
<b>Reread</b> familiar books today that you have already read. Practice pointing to the words and studying the pictures.	A <b>prediction</b> is what we think is going to happen in the book. Make predictions while you read with an adult today.	The <b>solution</b> is how the problem gets fixed. Read a fiction book. Draw a picture of the <b>solution</b> . How was the problem fixed?
Readers <b>do something</b> at the end of the book! After you read a new book today, go back and reread your favorite part of the book.	Practice your <b>listening skills</b> . Ask someone at home to read a book to you. At the end of each page, tell your partner what happened.	The <b>main character</b> is who the story is mostly all about. Read a fiction book. Draw a picture of the main character. 
Readers <b>do something</b> at the end of the book! After you read a new book today, go back and reread it again!	Read books with someone at home. Choose a book to <b>retell</b> by pretending to be the characters. Act it out!	Read a fiction book. Draw three things that happened in the book. Drawing what happened helps you <b>retell</b> .
Sight Word Search: Read and hunt for the following words in your books: <b>I, a, is, see, go, like, to, my, we, the, and can</b>	Sight Words: Ask an adult to help you make and practice flash cards for these words: <b>see, is, go, like, my, we, can</b>	Read a <b>nonfiction</b> book. Nonfiction books teach us things! Draw three new things you learned from the book.

©2020 Miss DeCarbo, Inc.

©2020 Miss DeCarbo, Inc.