

# THINK TALK TEACH

## DAILY DISCUSSION FOR LITTLE LEARNERS

with digital versions for Google Slides!

The image features three young children sitting on a white surface. The child on the left is a girl with long brown hair, wearing pink heart-shaped sunglasses, a white shirt, and a colorful patterned jacket. The child in the middle is a girl with dark skin and curly hair, wearing a blue dress with colorful polka dots and a yellow bow. The child on the right is a girl with light skin and blonde hair, wearing a pink shirt and blue overalls with white stars. They are all smiling and looking towards the camera. A large blue speech bubble with the text "ORAL LANGUAGE" is positioned in the center, held up by the middle child. Surrounding the children are several colorful cards with discussion prompts and icons. One card shows a microphone icon and the word "teach". Another card shows a pair of lips icon and the word "talk". A laptop on the right displays a digital version of the cards, showing a question: "Would you rather live in a forest or a desert?" and the word "because". The background is a solid purple color.

**ORAL LANGUAGE**

What are three things a teacher should do? and

What do you do when you are sad?

What do you like to do in the fall?

What are three qualities of a good friend?

What do you like to do?

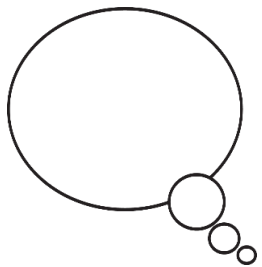
What do you get to do?

Would you rather live in a forest or a desert? because


MISS DECARBO

# A QUICK, DAILY ORAL LANGUAGE ROUTINE

that helps students speak and  
write in complete sentences!



Think about your  
ideas.



Talk to your partner  
and share your  
thoughts.



Teach your response  
in complete sentences.

# INCLUDES THREE LEVELS OF COMPLEXITY

## LEVEL ONE DISCUSSION CARDS

Level One Discussion Cards require students to give TWO examples or ideas in their responses during the "Think, Talk, Teach" routine. They MUST use the conjunction "and."

**What do you love to do at recess?**

and

Students must use the conjunction "and" to link two ideas together.

For example:  
"At recess,

## LEVEL TWO DISCUSSION CARDS

In Level Two, students will practice not only giving a response but explaining the WHY to their partner, group, or the class. They MUST use the "because" conjunction that is posted on the card when they teach their response.

**Are you a good friend to others?**

because

Students must use the conjunction "because" to explain why in order to elaborate their thinking.

ers because I share

## LEVEL THREE DISCUSSION CARDS

In this final level, students will practice linking at least three ideas and/or examples within their response. This is great practice as your students internalize the concept of "commas in a series." Coming up with three ideas or examples also requires a lot of thinking for some kids! 😊

**What are three things you are really good at?**

and

Students must use the conjunction "and" to list at least three examples and/or ideas in their response. The comma on the card will signal to students that this is an extended response with at least three ideas and/or examples!

For example:

I am really good at playing soccer, reading,  
and coloring.

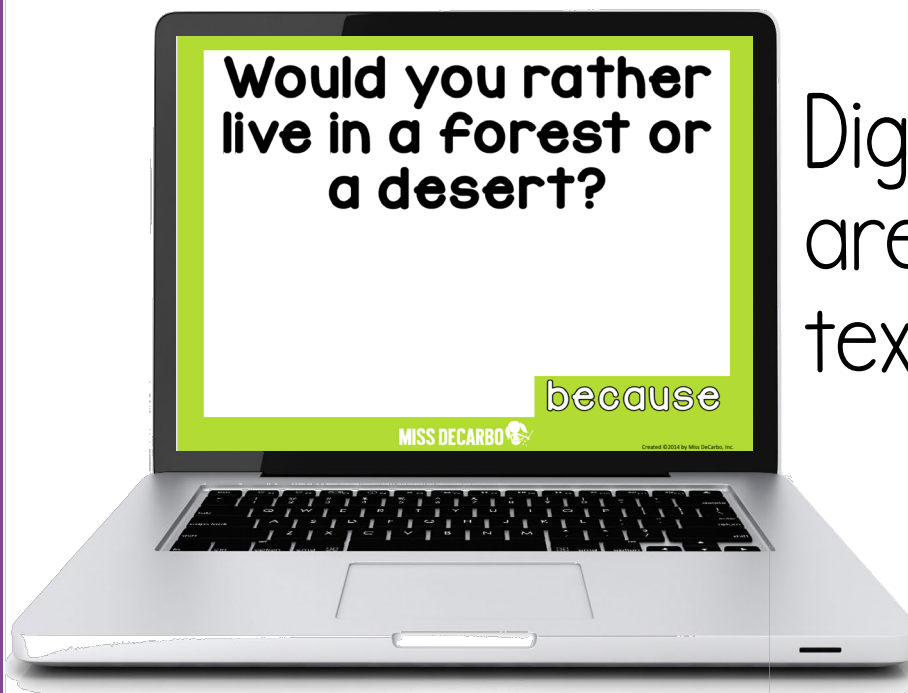
MISS DECARBO



Created ©2014 by Miss DeCarbo, Inc.

Created ©2014 by Miss DeCarbo, Inc.

# INCLUDES DIGITAL AND EDITABLE VERSIONS!



Digital discussion cards are available without text boxes: Just project!

An additional copy is available that includes text boxes on all of the prompt cards.

